SUPPORTAGE



Supports légers ..... p. 210
Supports moyens universels ..... p. 214
Supports moyens ..... p. 224
Supports lourds ..... p. 233

ÉQUERRES PLATES

ÉQUERRES 75X45

	p	Désignation	Code	Masse kg/p	Ep. mm	daN
SZ	50	EQU 75x45 SZ	■ **613001**	0.120	3.00	25

	p	Désignation	Code	Masse kg/p	Ep. mm	daN
GC	50	EQU 75x45 GC	■ **614001**	0.132	3.00	25

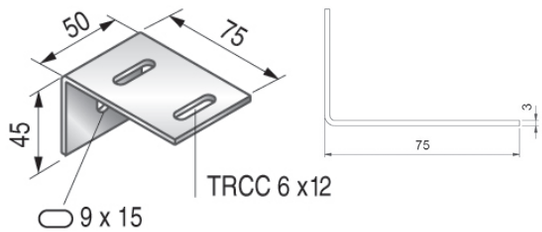

Fixation des dalles perforées par
- **BP TRCC M6x12**>*EZ 648001, GM 651001*
- **Agraftol** >*Inox 555160*

Fixation des CDC Fil par
- **GRSM.6**>*EZ 703103, GC 709819*
- **KU20**>*EZ 552134, GM 553134*

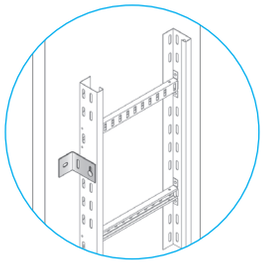

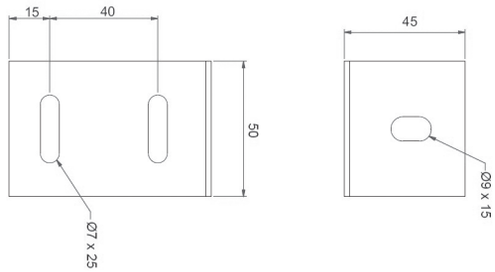

ÉQUERRES 90X150

	p	Désignation	Code	Masse kg/p	daN
SZ	50	EQU 90x150 SZ	■ 613123	0.220	20

	p	Désignation	Code	Masse kg/p	daN
GC	50	EQU 90x150 GC	■ **614123**	0.240	20

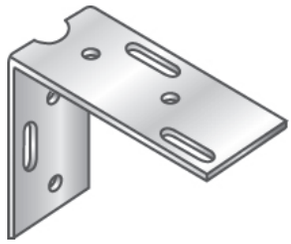

Fixation des dalles perforées par
- **BP TRCC M6x12** >*EZ 648001, GM 651001*
- **Agraftol** >*Inox 555160*

Fixation des CDC Fil par
- **GRSM.6** >*EZ 703103, GC 709819*
- **KU20** >*EZ 552134, GM 553134*

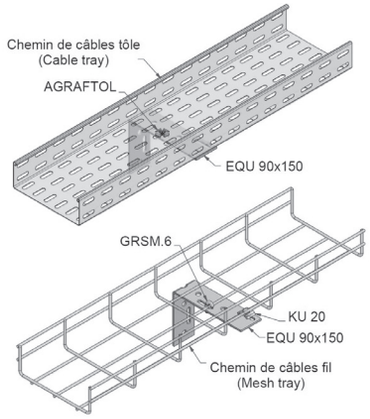

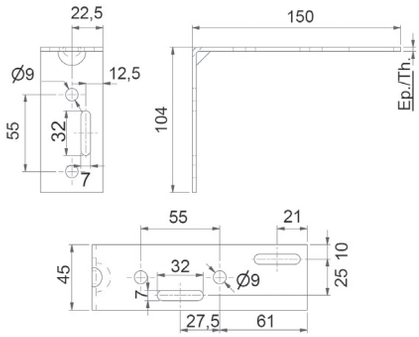

ÉQUERRES 90X225

	p	Désignation	Code	Masse kg/p	daN
SZ	50	EQU 90x225 SZ	■ 613124	0.250	16

	p	Désignation	Code	Masse kg/p	daN
GC	50	EQU 90x225 GC	■ **614124**	0.270	16

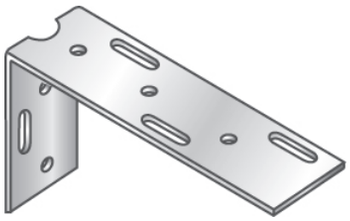

Fixation des dalles perforées par
- **BP TRCC M6x12** >*EZ 648001, GM 651001*
- **Agraftol** >*Inox 555160*

Fixation des CDC Fil par
- **GRSM.6** >*EZ 703103, GC 709819*
- **KU20** >*EZ 552134, GM 553134*

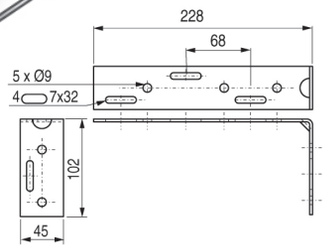

SÉRIES N-CU

CONSOLES N0 - N01

	p	Désignation	Code	Masse kg/p	Ep. mm	H. mm	L mm	daN
SZ	20	N 0 SZ	■ 011001	0.110	1.00	93	150	25
	20	N 01 SZ	■ 011002	0.150	1.00	93	225	16

	p	Désignation	Code	Masse kg/p	Ep. mm	H. mm	L mm	daN
GC	20	N 0 GC	■ 011050	0.120	1.00	93	150	25
	20	N 01 GC	■ 011051	0.160	1.00	93	225	16

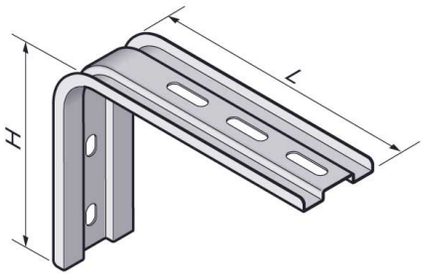

Fixation des dalles perforées par
- **BP TRCC M6x12** (EZ *648001, GM 651001)*
- **Agraftol** (*555160)*

Fixation des CDC Fil par
- **KU20***(EZ 552134, GM 553134, I3 555134)*
- **GRSM.6***(EZ 703103, GC 709819, I2 703612)*

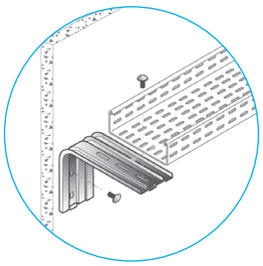

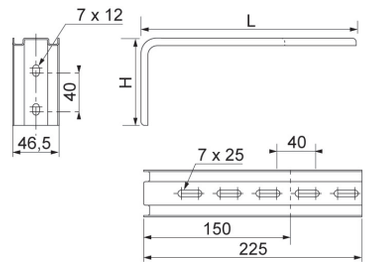

CONSOLES CU

	p	Désignation	Code	Masse kg/p	Ep. mm	H. mm	daN	l. mm
SZ	10	CU 80 SZ	■ 011020	0.120	2.00	86	120	86
	10	CU 120 SZ	■ 011021	0.150	2.00	86	90	126
	10	CU 160 SZ	■ 011010	0.190	2.00	86	70	166
	10	CU 240 SZ	■ 011011	0.290	2.00	126	60	246
	10	CU 320 SZ	■ 011012	0.350	2.00	126	40	326
	10	CU 320x200 SZ	■ 011016	0.410	2.00	206	40	326

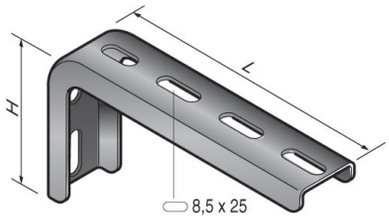

	p	Désignation	Code	Masse kg/p	Ep. mm	H. mm	daN	l. mm
GC	10	CU 80 GC	■ 011022	0.130	2.00	86	120	86
	10	CU 120 GC	■ 011023	0.160	2.00	86	90	126
	10	CU 160 GC	■ 011013	0.200	2.00	86	70	166
	10	CU 240 GC	■ 011014	0.300	2.00	126	60	246
	10	CU 320 GC	■ 011015	0.380	2.00	126	40	326
	10	CU 320x200 GC	011017	0.450	2.00	206	40	326

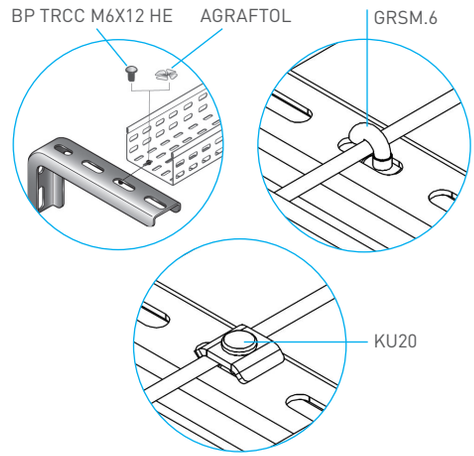

	p	Désignation	Code	Masse kg/p	Ep. mm	H. mm	daN	l. mm
I2	10	CU 80 I2	311020	0.090	1.50	86	120	86
	10	CU 120 I2	311021	0.120	1.50	86	90	126
	10	CU 160 I2	311010	0.140	1.50	86	70	166
	10	CU 240 I2	311011	0.210	1.50	126	60	246
	10	CU 320 I2	311012	0.270	1.50	126	40	326
	10	CU 320x200 I2	311016	0.310	1.50	206	40	326

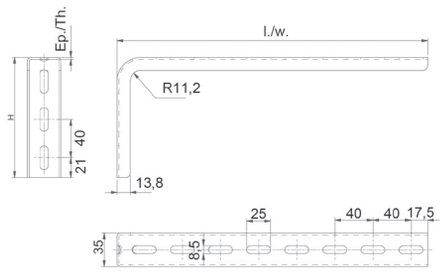

Fixation des dalles perforées par
- **BP TRCC M6x12** (EZ 648001, GM 651001)
- **Agraftol** (Inox 555160)

Fixation des CDC Fil par
- **GRSM.6**(EZ 703103, GC 709819)
- **KU20** (EZ 552134, GM 553134)

Réalisable en Epoxy sur demande

SUPPORTAGE

SÉRIES N-CU

SUPPORTS CCU

	p	Désignation	Code	Masse kg/p	Ep. mm	A mm	B mm	C mm	daN
SZ	10	CCU 80x140x160 SZ	■ 012349	0.279	2.00	86	137	166	70
	10	CCU 120x180x160 SZ	■ 012350	0.343	2.00	126	177	166	65
	10	CCU 120x260x160 SZ	■ 012351	0.407	2.00	126	257	166	60
	10	CCU 120x180x240 SZ	■ 012352	0.407	2.00	126	177	246	50
	10	CCU 160x260x240 SZ	■ 012353	0.503	2.00	166	257	246	45
	10	CCU 120x340x240 SZ	■ 012354	0.535	2.00	126	337	246	40

	p	Désignation	Code	Masse kg/p	Ep. mm	A mm	B mm	C mm	daN
GC	10	CCU 80x140x160 GC	■ 012359	0.330	2.00	86	137	166	70
	10	CCU 120x180x160 GC	■ 012360	0.385	2.00	126	177	166	65
	10	CCU 120x260x160 GC	012361	0.450	2.00	126	257	166	60
	10	CCU 120x180x240 GC	■ 012362	0.450	2.00	126	177	246	50
	10	CCU 160x260x240 GC	■ 012363	0.560	2.00	166	257	246	45
	10	CCU 120x340x240 GC	012364	0.590	2.00	126	337	246	40

	p	Désignation	Code	Masse kg/p	Ep. mm	A mm	B mm	C mm	daN
I2	10	CCU 80x140x160 I2	312349	0.230	1.50	86	137	166	70
	10	CCU 120x180x160 I2	312350	0.290	1.50	126	177	166	65
	10	CCU 120x260x160 I2	312351	0.310	1.50	126	257	166	60
	10	CCU 120x180x240 I2	312352	0.340	1.50	126	177	246	50
	10	CCU 120x340x240 I2	312354	0.530	1.50	126	337	246	40

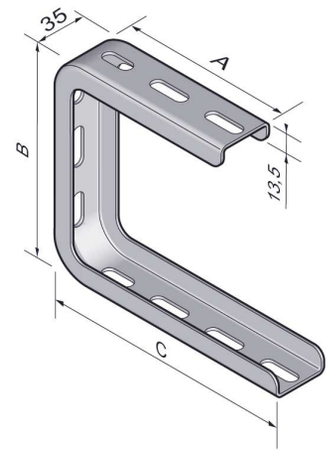

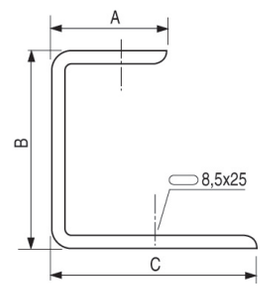

Fixation des dalles par TRCC M6x12 sur la partie extérieure et par TRCC M6x30 sur la partie intérieure de la console

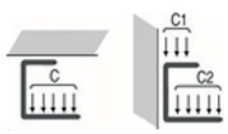

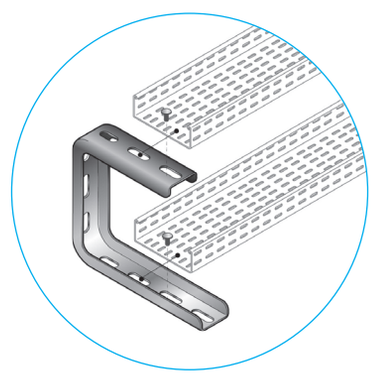

DESCRIPTION	CHARGES C(DaN)	C1(DaN)	C2(DaN)
CCU 80x140x160	70	120	75
CCU 120x180x160	65	100	75
CCU 120x260x160	60	100	75
CCU 120x180x240	50	100	55
CCU 160x260x240	45	70	50
CCU 120x340x240	40	100	55

PROFIL U35

	m	Désignation	Code	Masse kg/ml	Ep. mm
SZ	2	U 35x13.5x2.00 2M SZ	■ 015207	0.786	2.00

Compatible **AGRAFTOL**

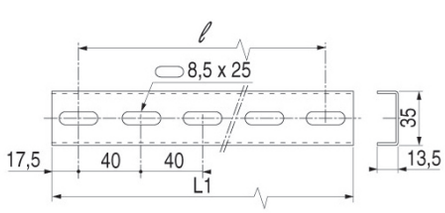

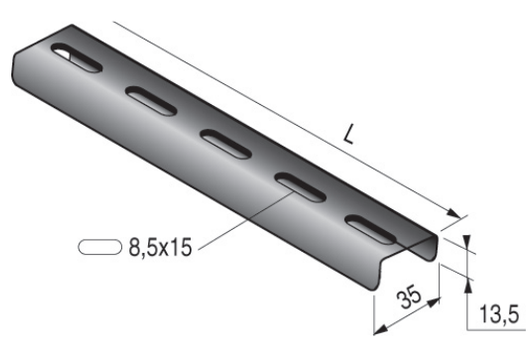

AUTRES SUPPORTS LÉGERS

SUSPENSIONS CENTRALES INTÉRIEURES

	p	Désignation	Code	Masse kg/p
SZ	10	SCI BS 48-100 SZ	**613403**	0.229
	10	SCI BS 48-147 SZ	**613405**	0.279
	10	SCI BS 48-195 SZ	**613407**	0.339
	10	SCI BS 48-316 SZ	**613410**	0.490

- Compatibles **dalles BS H48**
- Fixation par BP TRCC M6x12 HE
- Prévoir tige filetée M8 + 2 écrous H M8

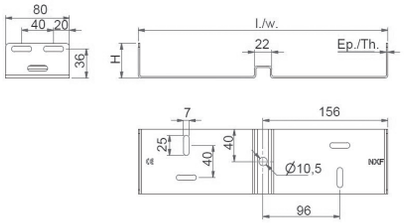

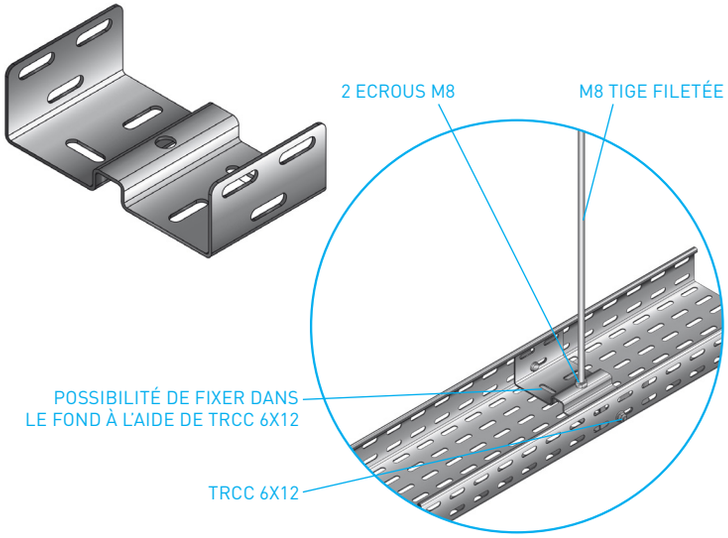

SUSPENSIONS CENTRALES EXTÉRIEURES

	p	Désignation	Code	Masse kg/p
SZ	10	SCE BS 100 SZ	**613423**	0.101
	10	SCE BS 147 SZ	**613425**	0.148
	10	SCE BS 195 SZ	**613427**	0.191
	10	SCE BS 316 SZ	**613430**	0.307

- Compatibles **dalles BS** H24, H48, H72, H96
- Prévoir tige filetée M8 + 2 écrous H M8

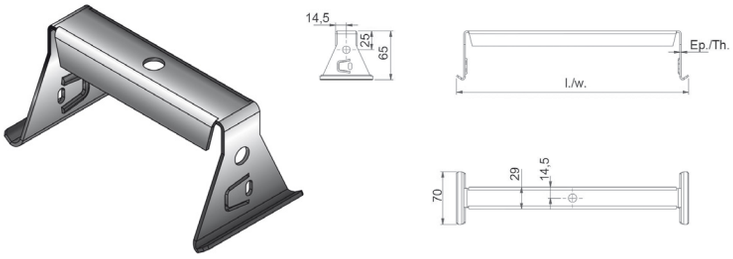



SUPPORT SFT

30-5450>100

	p	Désignation	Code	Masse kg/p	daN
SZ	25	SFT 50 - 100	■ **747050**	0.200	20

	p	Désignation	Code	Masse kg/p	daN
ZM	25	SFT 50 - 100	■ **748050**	0.200	20

	p	Désignation	Code	Masse kg/p	daN
I3	25	SFT 50 - 100	**750050**	0.200	20

- Support réversible pour chemins de câbles tôle ou fil de largeur 50 et 100 mm
- Fixation des dalles perforées par BP TRCC M6x12 HE
- Fixation sans boulons des CDC Fil

Fixation directe sur mur ou par tige filetée (diam. 6) au plafond

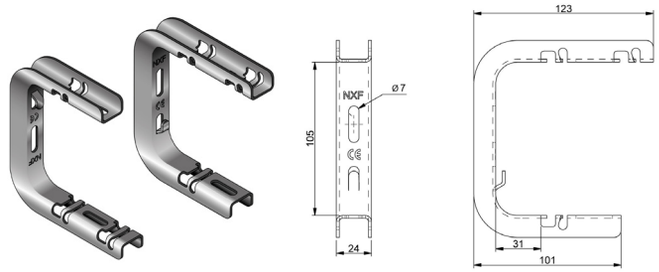

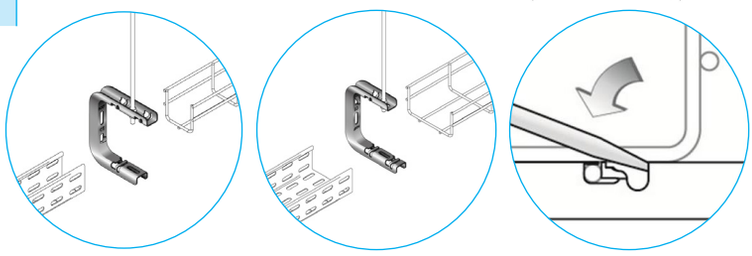

SÉRIE S100U UFL

Système universel pour chemins de câbles en tôle et en fil

- Fixation SANS boulons pour les chemins de câbles en fil
- Fixation murale ou plafond directe
- Fixation des consoles sur **rail S100U** ou **STRUT 41**
- Breveté

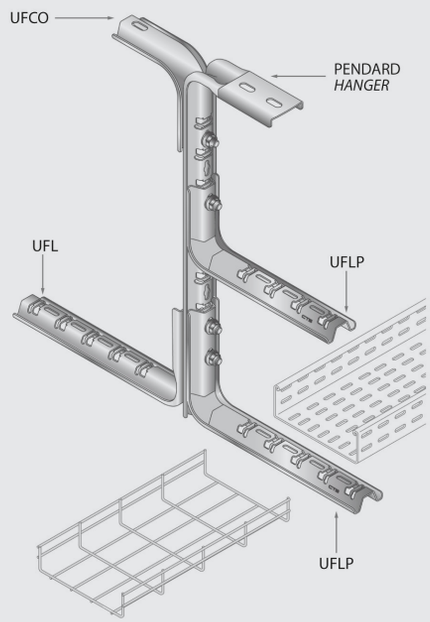

RAILS S100U AU MÈTRE

	m	Désignation	Code	Masse kg/ml	Ep. mm
SZ	1	S100U 1M SZ	■ **747107**	1.190	2.00
	2	S100U 2M SZ	■ **747110**	1.190	2.00
	3	**S100U 3M SZ**	■ **747111**	1.190	2.00

	m	Désignation	Code	Masse kg/ml	Ep. mm
ZM	1	S100U 1M ZM	■ **748107**	1.190	2.00
	2	S100U 2M ZM	■ **748110**	1.190	2.00
	3	S100U 3M ZM	■ **748111**	1.190	2.00

	m	Désignation	Code	Masse kg/ml	Ep. mm
I3	1	S100U 1M I3	**750107**	1.190	2.00
	2	S100U 2M I3	**750110**	1.190	2.00
	3	S100U 3M I3	**750111**	1.220	2.00



Fixation des dalles perforées par **TRCC M6x12** ou **AGRAFTOL**
Verrouillage du chemin de câbles fil à l'aide d'un tournevis

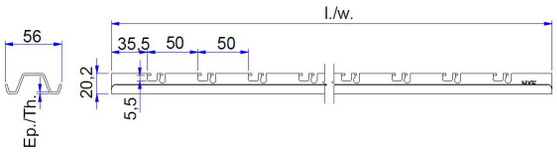

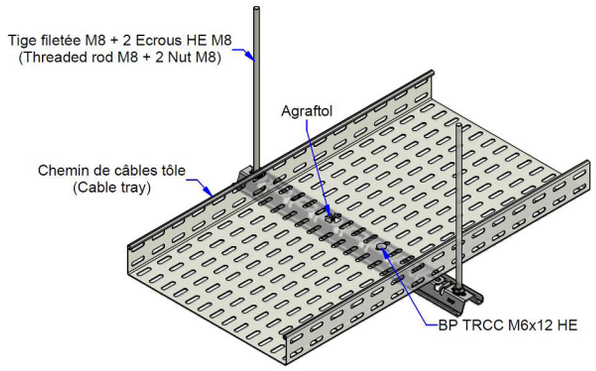

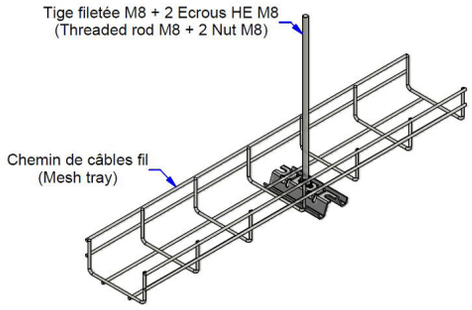

SÉRIE S100U UFL

RAILS S100U À LA PIÈCE

	p	Désignation	Code	Masse kg/p	Ep. mm
SZ	1	S100U 200 SZ	■ **747101**	0.230	2.00
	1	S100U 250 SZ	■ **747102**	0.280	2.00
	1	S100U 350 SZ	■ **747103**	0.390	2.00
	1	S100U 450 SZ	■ **747104**	0.490	2.00
	1	S100U 550 SZ	■ **747105**	0.610	2.00
	1	S100U 650 SZ	■ **747106**	0.750	2.00

	p	Désignation	Code	Masse kg/p	Ep. mm
ZM	1	S100U 200 ZM	**748101**	0.230	2.00
	1	S100U 250 ZM	■ **748102**	0.280	2.00
	1	S100U 350 ZM	■ **748103**	0.390	2.00
	1	S100U 450 ZM	■ **748104**	0.490	2.00
	1	S100U 550 ZM	**748105**	0.610	2.00
	1	S100U 650 ZM	■ **748106**	0.750	2.00

	p	Désignation	Code	Masse kg/p	Ep. mm
I3	1	S100U 200 I3	**750101**	0.230	2.00
	1	S100U 250 I3	**750102**	0.280	2.00
	1	S100U 350 I3	**750103**	0.390	2.00
	1	S100U 450 I3	**750104**	0.490	2.00
	1	S100U 550 I3	**750105**	0.610	2.00
	1	S100U 650 I3	**750106**	0.750	2.00

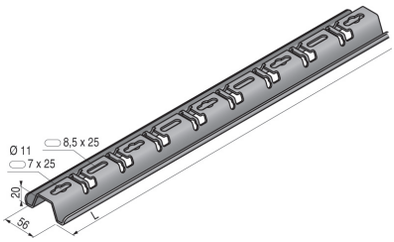



Compatibles **AGRAFTOL**

BALANCELLES S100U

	p	Désignation	Code	Masse kg/p	Ep. mm	L. mm
SZ	10	BALANCELLE S100U 100 SZ	■ **747201**	0.260	2.00	204
	10	BALANCELLE S100U 150 SZ	■ **747202**	0.320	2.00	254
	10	BALANCELLE S100U 200 SZ	■ **747203**	0.380	2.00	304
	10	BALANCELLE S100U 300 SZ	■ **747204**	0.500	2.00	404
	10	BALANCELLE S100U 400 SZ	■ **747205**	0.620	2.00	504
	10	BALANCELLE S100U 500 SZ	■ **747206**	0.740	2.00	604
	10	BALANCELLE S100U 600 SZ	■ **747207**	0.860	2.00	704

	p	Désignation	Code	Masse kg/p	Ep. mm	L. mm
ZM	10	BALANCELLE S100U 100 ZM	**748201**	0.260	2.00	204
	10	BALANCELLE S100U 150 ZM	**748202**	0.320	2.00	254
	10	BALANCELLE S100U 200 ZM	**748203**	0.380	2.00	304
	10	BALANCELLE S100U 300 ZM	**748204**	0.500	2.00	404
	10	BALANCELLE S100U 400 ZM	**748205**	0.620	2.00	504
	10	BALANCELLE S100U 500 ZM	**748206**	0.740	2.00	604
	10	BALANCELLE S100U 600 ZM	**748207**	0.860	2.00	704

	p	Désignation	Code	Masse kg/p	Ep. mm	L. mm
I3	10	BALANCELLE S100U 100 I3	**750201**	0.260	2.00	204
	10	BALANCELLE S100U 150 I3	**750202**	0.320	2.00	254
	10	BALANCELLE S100U 200 I3	**750203**	0.380	2.00	304
	10	BALANCELLE S100U 300 I3	**750204**	0.500	2.00	404
	10	BALANCELLE S100U 400 I3	**750205**	0.620	2.00	504
	10	BALANCELLE S100U 500 I3	**750206**	0.740	2.00	604
	10	BALANCELLE S100U 600 I3	**750207**	0.860	2.00	704

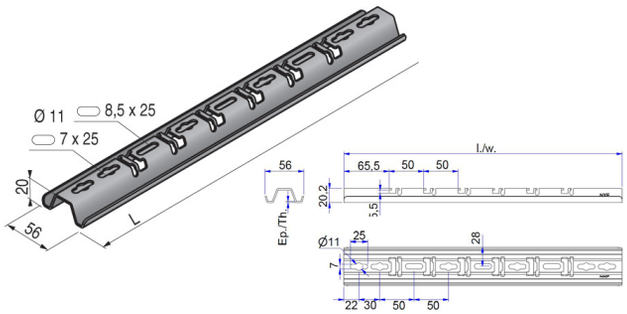

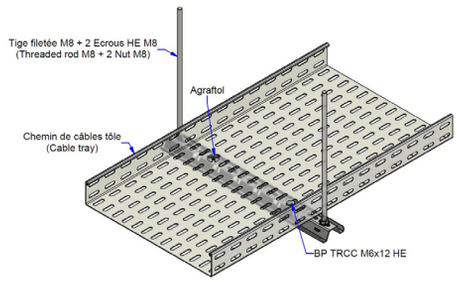

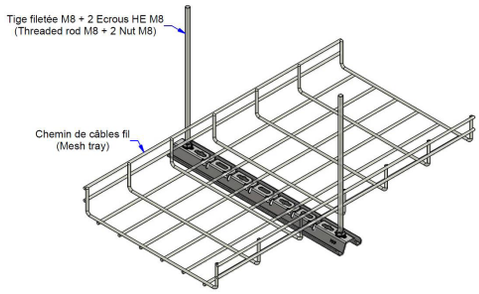

Fixation des dalles par **TRCC M6x12** ou **AGRAFTOL**
Fixation plafond par tige filetée M8 + 2 écrous HE M8

SÉRIE S100U UFL

CLAMES S100U

	p	Désignation	Code	Masse kg/p
SZ	50	CLAME S100U SZ	■ **552113**	0.018

	p	Désignation	Code	Masse kg/p
GC	50	CLAME S100U GC	**553113**	0.018

	p	Désignation	Code	Masse kg/p
I3	50	CLAME S100U I3	**555113**	0.016

Recommandée pour des montages de :
- **Rails S100U**, au sol ou mural
- **Consoles UFL** en dos de pendard

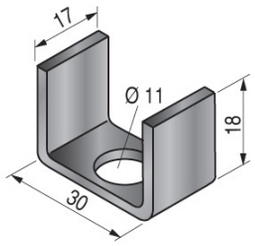

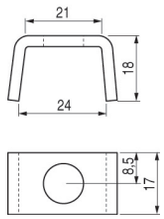

CRAPAUD S100U

	p	Désignation	Code	Masse Kg/p	Ep. mm
SZ	50	CRAPAUD S100U SZ	**677790**	0.133	4.00

	p	Désignation	Code	Masse Kg/p	Ep. mm
GC	1	CRAPAUD S100U GC	**678790**	0.146	4.00

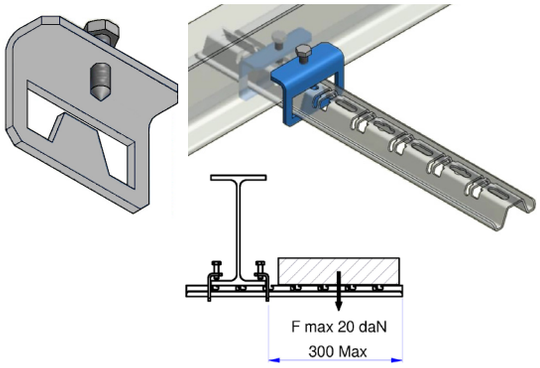

NEW !

CONSOLES UFLP

	p	Désignation	Code	Masse kg/p	Ep. mm	H. mm	l mm	L. mm	daN
SZ	20	UFLP-10 SZ	■ **747030**	0.310	2.00	120	100	165	130
	20	UFLP-15 SZ	■ **747031**	0.370	2.00	120	150	215	108
	20	UFLP-20 SZ	■ **747032**	0.460	2.00	120	200	265	86
	20	UFLP-25 SZ	■ **747033**	0.550	2.00	170	250	315	75
	20	UFLP-30 SZ	■ **747034**	0.600	2.00	170	300	365	64

	p	Désignation	Code	Masse kg/p	Ep. mm	H. mm	l mm	L. mm	daN
ZM	20	UFLP-10 ZM	■ **748030**	0.310	2.00	120	100	165	130
	20	UFLP-15 ZM	■ **748031**	0.370	2.00	120	150	215	108
	20	UFLP-20 ZM	■ **748032**	0.460	2.00	120	200	265	86
	20	UFLP-25 ZM	■ **748033**	0.550	2.00	170	250	315	75
	20	UFLP-30 ZM	■ **748034**	0.600	2.00	170	300	365	64

	p	Désignation	Code	Masse kg/p	Ep. mm	H. mm	l mm	L. mm	daN
I3	20	UFLP-10 I3	**750030**	0.310	2.00	120	100	165	130
	20	UFLP-15 I3	**750031**	0.370	2.00	120	150	215	108
	20	UFLP-20 I3	**750032**	0.460	2.00	120	200	265	86
	20	UFLP-25 I3	**750033**	0.550	2.00	170	250	315	75
	20	UFLP-30 I3	**750034**	0.600	2.00	170	300	365	64

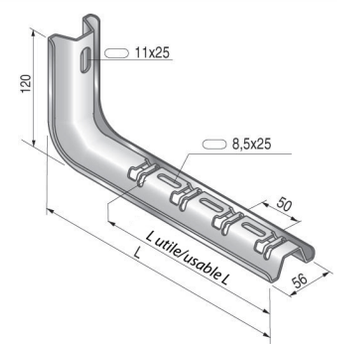

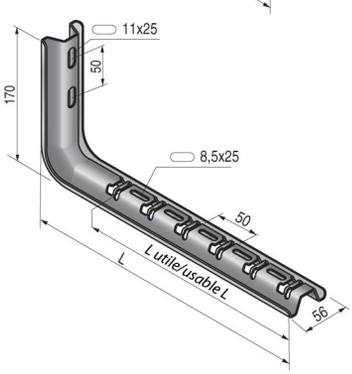

- Pour montage direct sans clame sur Pendard ou sur **Rail S100U**
- Fixation des dalles perforées par **TRCC M6x12** ou **AGRAFTOL**
- Verrouillage du chemin de câbles fil à l'aide d'un tournevis

l mm : largeur admissible du chemin de câbles ou longueur utile de la console
L. mm : longueur totale de la console

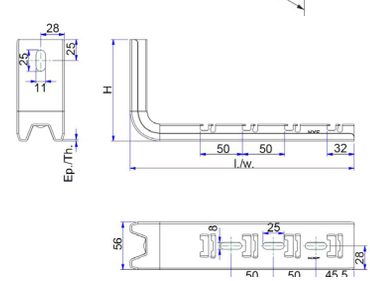

SÉRIE S100U UFL

CONSOLES UFL

	p	Désignation	Code	Masse kg/p	Ep. mm	H. mm	l mm	daN
SZ	20	UFL-10 SZ	■ 747001	0.320	2.00	120	100	130
	20	UFL-15 SZ	■ 747002	0.380	2.00	120	150	108
	20	UFL-20 SZ	■ 747003	0.430	2.00	120	200	86
	20	UFL-25 SZ	■ 747004	0.560	2.00	170	250	75
	20	UFL-30 SZ	■ 747005	0.600	2.00	170	300	64

	p	Désignation	Code	Masse kg/p	Ep. mm	H. mm	l mm	daN
ZM	20	UFL-10 ZM	■ 748001	0.320	2.00	120	100	130
	20	UFL-15 ZM	■ 748002	0.380	2.00	120	150	108
	20	UFL-20 ZM	■ 748003	0.430	2.00	120	200	86
	20	UFL-25 ZM	■ 748004	0.560	2.00	170	250	75
	20	UFL-30 ZM	■ 748005	0.600	2.00	170	300	64

	p	Désignation	Code	Masse kg/p	Ep. mm	H. mm	l mm	daN
I3	20	UFL-10 I3	750001	0.320	2.00	120	100	130
	20	UFL-15 I3	750002	0.380	2.00	120	150	108
	20	UFL-20 I3	750003	0.430	2.00	120	200	86
	20	UFL-25 I3	750004	0.560	2.00	170	250	75
	20	UFL-30 I3	750005	0.600	2.00	170	300	64

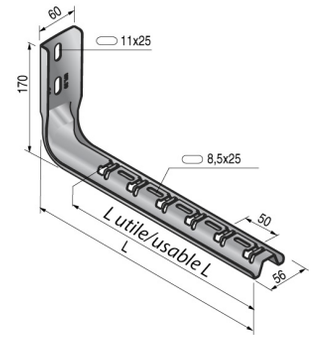

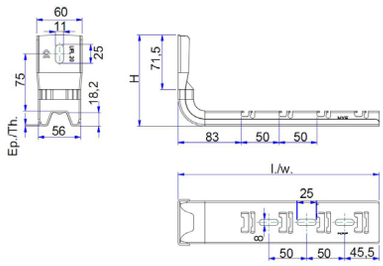

- Pour montage mural, sur **rail S100U** ou sur **rail STRUT 41**
- Fixation des dalles perforées par **TRCC M6x12** ou **AGRAFTOL**
- Verrouillage du chemin de câbles fil à l'aide d'un tournevis

l mm : largeur admissible du chemin de câbles ou longueur utile de la console

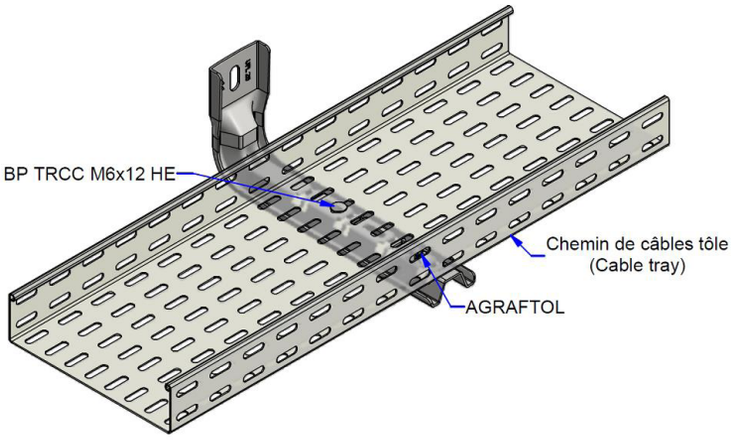

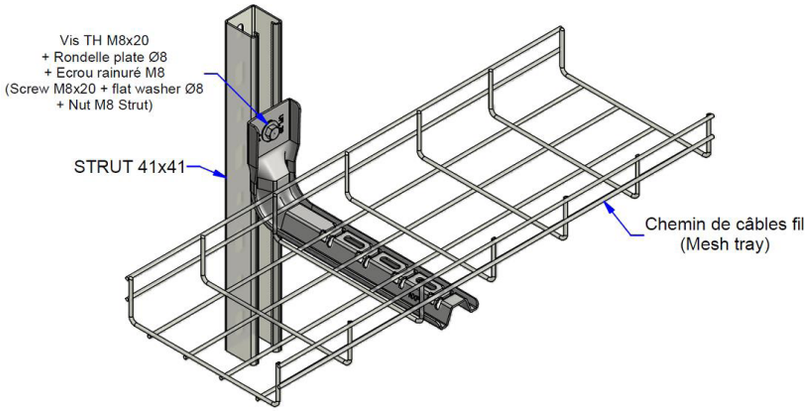

SÉRIE S100U UFL

PENDARDS UFL

	p	Désignation	Code	Masse kg/p	Ep. mm	l mm	L. mm	daN/m
SZ	20	UFL-40 SZ	■ **747006**	0.710	2.00	400	465	50
	20	UFL-50 SZ	■ **747007**	0.860	2.00	500	565	40
	20	UFL-60 SZ	■ **747008**	0.950	2.00	600	665	30

	p	Désignation	Code	Masse kg/p	Ep. mm	l mm	L. mm	daN/m
ZM	20	UFL-40 ZM	■ **748006**	0.710	2.00	400	465	50
	20	UFL-50 ZM	■ **748007**	0.860	2.00	500	565	40
	20	UFL-60 ZM	■ **748008**	0.950	2.00	600	665	30

	p	Désignation	Code	Masse kg/p	Ep. mm	l mm	L. mm	daN/m
I3	20	UFL-40 I3	**750006**	0.710	2.00	400	465	50
	20	UFL-50 I3	**750007**	0.860	2.00	500	565	40
	20	UFL-60 I3	**750008**	0.950	2.00	600	665	30

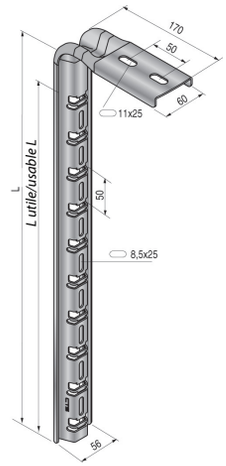

l mm : longueur utile du pendard
L. mm : longueur totale du pendard

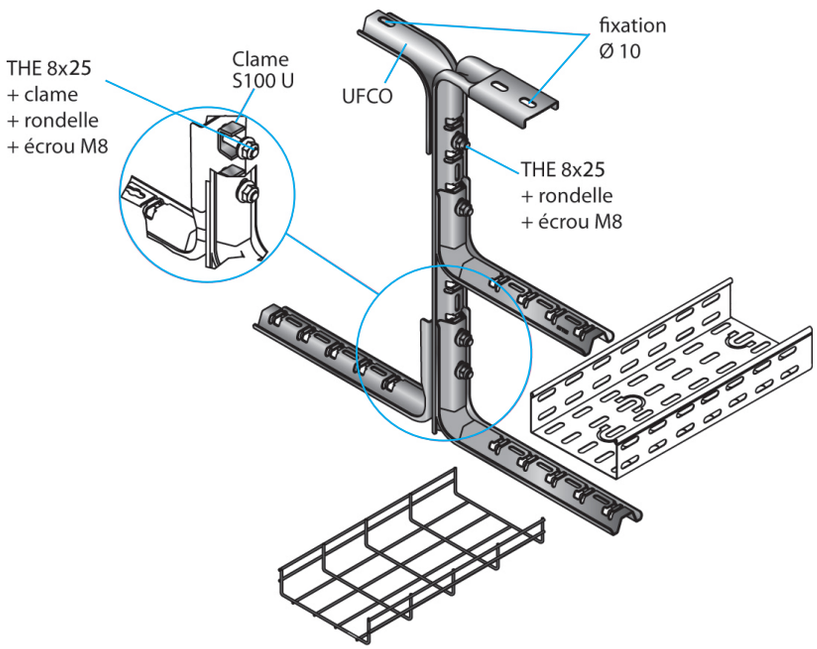

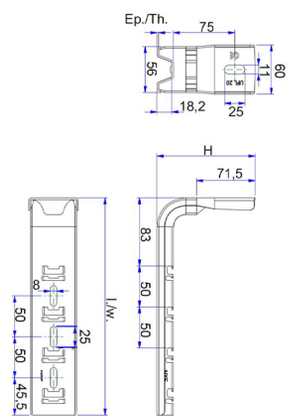

CONTREVENTEMENTS UFCO

	p	Désignation	Code	Masse kg/p	Ep. mm	H. mm	L. mm
SZ	20	UFCO SZ	■ **747040**	0.320	2.00	140	140

	p	Désignation	Code	Masse kg/p	Ep. mm	H. mm	L. mm
ZM	20	UFCO ZM	**748040**	0.320	2.00	140	140

	p	Désignation	Code	Masse kg/p	Ep. mm	H. mm	L. mm
I3	20	UFCO I3	**750040**	0.320	2.00	140	140

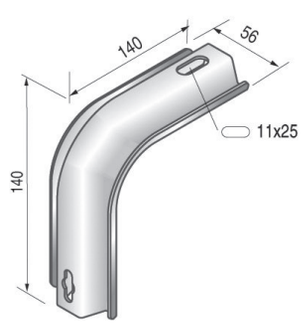

SÉRIE S100U UFL

SUPPORTS UFC - HAUTEUR 185

	p	Désignation	Code	Masse kg/p	Ep. mm	l mm	L. mm	daN
SZ	20	UFC-10 120x185x100 SZ	■ 747010	0.530	2.00	100	165	122
	20	UFC-15 120x185x150 SZ	■ 747011	0.600	2.00	150	215	100
	20	UFC-20 120x185x200 SZ	■ 747012	0.670	2.00	200	265	81
	20	UFC-25 170x185x250 SZ	■ 747013	0.800	2.00	250	315	65
	20	UFC-30 170x185x300 SZ	■ 747014	0.850	2.00	300	365	50
	20	UFC-40 170x185x400 SZ	■ 747015	0.960	2.00	400	465	40

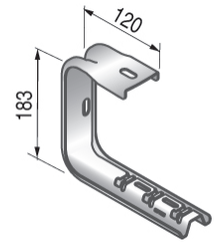

	p	Désignation	Code	Masse kg/p	Ep. mm	l mm	L. mm	daN
ZM	20	UFC-10 120x185x100 ZM	■ 748010	0.530	2.00	100	165	122
	20	UFC-15 120x185x150 ZM	■ 748011	0.600	2.00	150	215	100
	20	UFC-20 120x185x200 ZM	■ 748012	0.670	2.00	200	265	81
	20	UFC-25 170x185x250 ZM	■ 748013	0.800	2.00	250	315	65
	20	UFC-30 170x185x300 ZM	■ 748014	0.850	2.00	300	365	50
	20	UFC-40 170x185x400 ZM	■ 748015	0.960	2.00	400	465	40

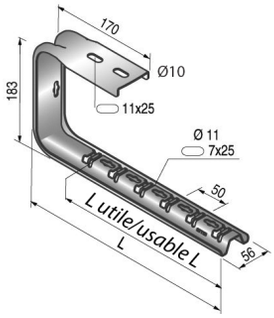

	p	Désignation	Code	Masse kg/p	Ep. mm	l mm	L. mm	daN
I3	20	UFC-10 120x185x100 I3	750010	0.530	2.00	100	165	122
	20	UFC-15 120x185x150 I3	750011	0.600	2.00	150	215	100
	20	UFC-20 120x185x200 I3	750012	0.670	2.00	200	265	81
	20	UFC-25 170x185x250 I3	750013	0.800	2.00	250	315	65
	20	UFC-30 170x185x300 I3	750014	0.850	2.00	300	365	50
	20	UFC-40 170x185x400 I3	750015	0.960	2.00	400	465	40

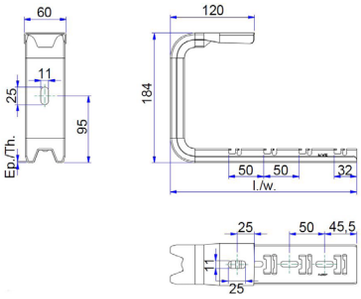

Fixation des dalles perforées avec **AGRAFTOL** ou **BP TRCC M6x12**
l mm : largeur admissible du chemin de câbles ou longueur utile de la console
L. mm : longueur totale de la console

SUPPORTS UFCC HAUTEUR 135

	p	Désignation	Code	Masse kg/p	Ep. mm	l mm	L. mm	daN
SZ	20	UFCC-10 120x135x100 SZ	■ 747016	0.480	2.00	100	165	122
	20	UFCC-15 120x135x150 SZ	■ 747017	0.530	2.00	150	215	100
	20	UFCC-20 120x135x200 SZ	■ 747018	0.590	2.00	200	265	81
	20	UFCC-25 170x135x250 SZ	■ 747019	0.710	2.00	250	315	65
	20	UFCC-30 170x135x300 SZ	■ 747020	0.770	2.00	300	365	50
	20	UFCC-40 170x135x400 SZ	■ 747021	0.880	2.00	400	465	40

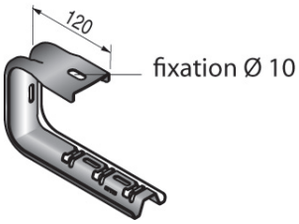

	p	Désignation	Code	Masse kg/p	Ep. mm	l mm	L. mm	daN
ZM	20	UFCC-10 120x135x100 ZM	■ 748016	0.480	2.00	100	165	122
	20	UFCC-15 120x135x150 ZM	■ 748017	0.530	2.00	150	215	100
	20	UFCC-20 120x135x200 ZM	■ 748018	0.590	2.00	200	265	81
	20	UFCC-25 170x135x250 ZM	748019	0.710	2.00	250	315	65
	20	UFCC-30 170x135x300 ZM	■ 748020	0.770	2.00	300	365	50
	20	UFCC-40 170x135x400 ZM	■ 748021	0.880	2.00	400	465	40

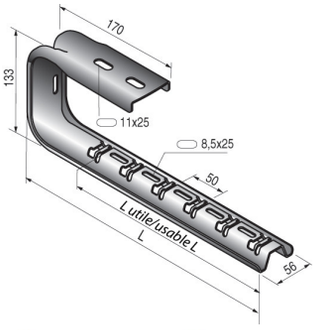

	p	Désignation	Code	Masse kg/p	Ep. mm	l mm	L. mm	daN
I3	20	UFCC-10 120x135x100 I3	750016	0.480	2.00	100	165	122
	20	UFCC-15 120x135x150 I3	750017	0.530	2.00	150	215	100
	20	UFCC-20 120x135x200 I3	750018	0.590	2.00	200	265	81
	20	UFCC-25 170x135x250 I3	750019	0.710	2.00	250	315	65
	20	UFCC-30 170x135x300 I3	750020	0.770	2.00	300	365	50
	20	UFCC-40 170x135x400 I3	750021	0.880	2.00	400	465	40

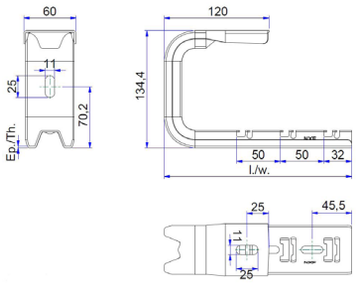

Fixation des dalles perforées avec **AGRAFTOL** ou **BP TRCC M6x12**
l mm : largeur admissible du chemin de câbles ou longueur utile de la console
L. mm : longueur totale de la console

RAIL ET SUPPORTS U.50

RAIL U.50 3M SZ

	m	Désignation	Code	Masse Kg/m
SZ	3	U.50 3M SZ	**702045**	1.300

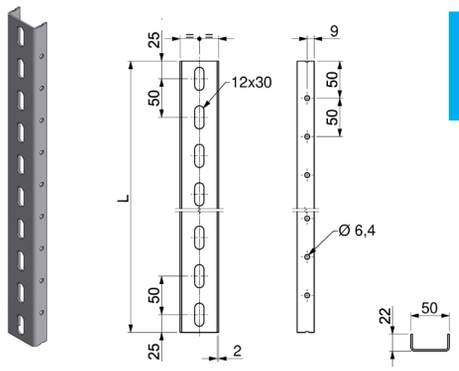

NEW !

PENDARDS HUF.50

	P	Désignation	Code	Masse Kg/p	L. mm
GC	20	HUF 50 300 GC	**701723**	0.550	301
	20	HUF 50 400 GC	**701724**	0.670	401
	20	HUF 50 500 GC	**701725**	0.820	501
	10	HUF 50 600 GC	**701726**	0.950	601
	1	HUF 50 700 GC	**701727**	1.090	705

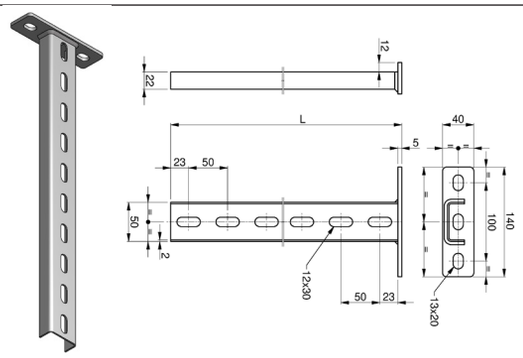

NEW !

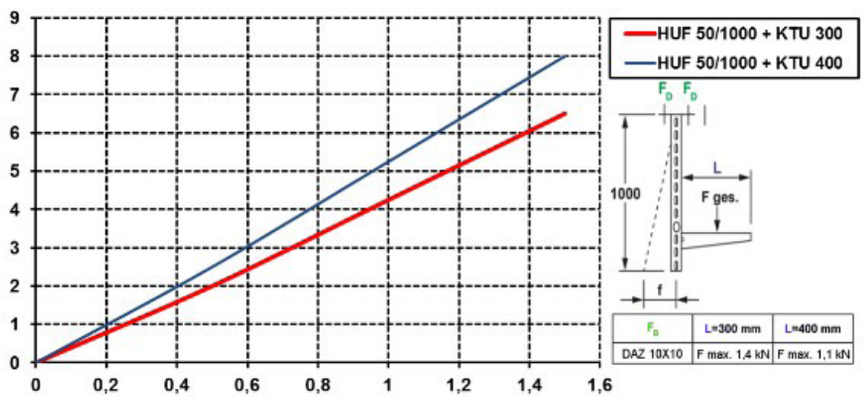

CONSOLES KTUM

	P	Désignation	Code	Masse Kg/p	L. mm	daN	H. mm
SZ	20	KTUM 100 SZ	**701739**	0.240	105	120	73
	20	KTUM 150 SZ	**701740**	0.290	155	120	73
	20	KTUM 200 SZ	**701741**	0.330	205	120	73
	20	KTUM 300 SZ	**701743**	0.470	305	120	73
	20	KTUM 400 SZ	**701744**	0.780	405	120	83

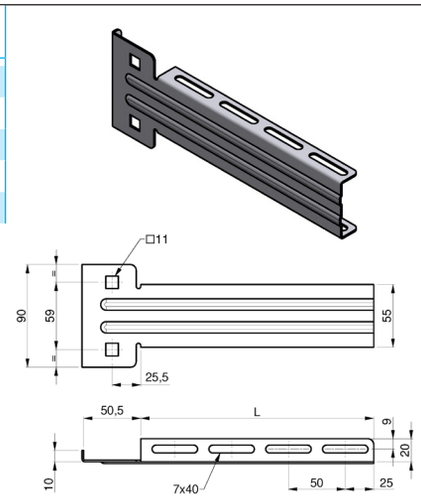

NEW !

RAIL ET SUPPORTS U.50

PLAQUE DE TÊTE KU.50

	P	Désignation	Code	Masse Kg/p	L. mm
GC	20	KU.50 GC	**702070**	0.400	105

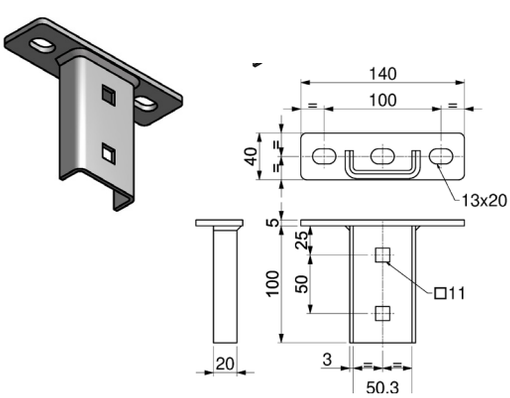

NEW !

PLAQUE DE TÊTE KUGV 50

	P	Désignation	Code	Masse Kg/p
GC	10	KUGV 50 GC	**702085**	0.900

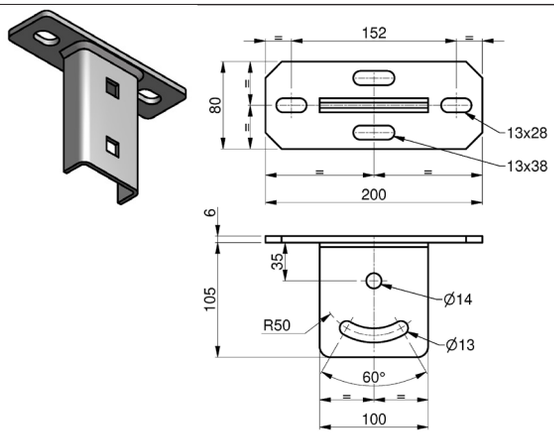

NEW !

EMBOUT K.50

	P	Désignation	Code	Masse Kg/p
PVC	10	K 50 PVC	**703709**	2.500

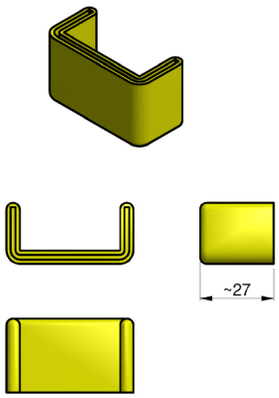

NEW !

ENTRETOISE UD 24

	p	Désignation	Code	Masse Kg/p
SZ	20	UD 24 SZ	**701751**	0.170



NEW !

SUPPORTAGE

SÉRIE S150U

Système universel pour chemins de câbles fil ou tôle

- **Sécurisant** : le montage des consoles dans l'échelle ne peut être déboîté
- **Rapide** : encliquetage sans boulons
- Fixation murale directe
- Fixation sur **échelle S150U** pour pendard simple, double ou dos à dos
- Fixation sur **rail STRUT 41**

ÉCHELLES S150U AU MÈTRE

	m	Désignation	Code	Masse kg/ml
SZ	1	S150U 1M EP2 SZ	■ **757106**	1.028
	2	S150U 2M EP2 SZ	■ **757101**	1.028
	3	**S150U 3M EP2 SZ**	■ **757102**	1.028

	m	Désignation	Code	Masse kg/ml
ZM	1	S150U 1M EP2 ZM	**758106**	1.028
	2	S150U 2M EP2 ZM	■ **758101**	1.028
	3	S150U 3M EP2 ZM	■ **758102**	1.028

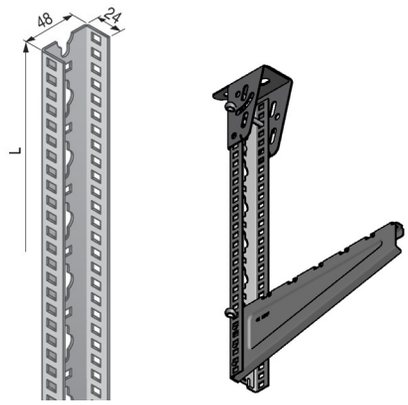

ÉCHELLES S150U À LA PIÈCE

	p	Désignation	Code	Masse kg/p
SZ	1	S150Ux250 EP2 SZ	■ **757107**	0.260
	1	S150Ux500 EP2 SZ	■ **757108**	0.581

	p	Désignation	Code	Masse kg/p
ZM	1	S150Ux250 EP2 ZM	■ **758107**	0.260
	1	S150Ux500 EP2 ZM	■ **758108**	0.520

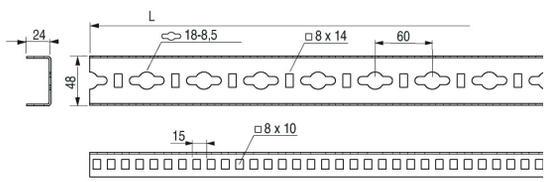

GOUSSETS S150U À ERGOTS

Montage sur rail S150U par encliquetage, sans boulon.

1 seule pièce, 4 fonctions :

- gousset simple ou orientable
- gousset de pied
- double gousset pour pendard double

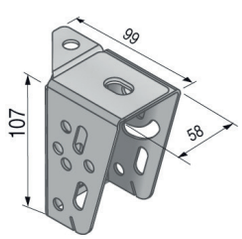

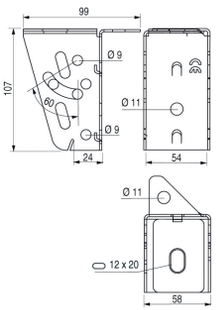

	p	Désignation	Code	Masse kg/p	Ep. mm	m.daN	daN
SZ	20	**GOUSSET S150U ERGOT SZ**	■ **757201**	0.264	2.00	30	600

	p	Désignation	Code	Masse kg/p	Ep. mm	m.daN	daN
ZM	20	GOUSSET S150U ERGOT ZM	■ **758201**	0.264	2.00	30	600

Les charges sont données pour montage avec goupille de sécurité

Sans goupille :

- Moment fléchissant 12 mdaN
- Résistance à l'arrachement 250 daN

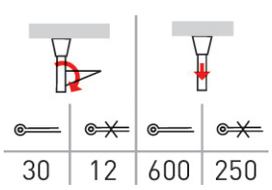

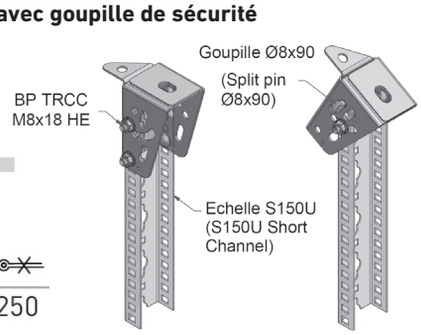

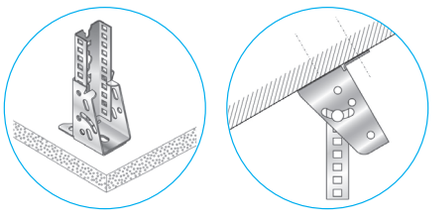

Sécurisation par Goupille 8x90 et TRCC 8x18 si CPS > 250 daN ou >12m.daN

SÉRIE S150U

CONSOLES S150U

	p	Désignation	Code	Masse kg/p	Ep. mm	H. mm	l mm	L mm	daN	daN
SZ	20	C100N SZ	757021	0.130	1.20	77	100	118	70	90
	20	C150N SZ	757022	0.160	1.00	77	150	168	75	90
	20	C200N SZ	757023	0.180	1.00	77	200	218	55	120
	20	C300N SZ	757024	0.470	1.00	107	300	318	130	190
	20	C400N SZ	757025	0.540	1.00	107	400	417	110	150
	10	C500N SZ	757026	1.110	2.00	134	500	518	150	165
	10	C600N SZ	757027	1.240	2.00	134	600	618	115	125



	p	Désignation	Code	Masse kg/p	Ep. mm	H. mm	l mm	L mm	daN	daN
ZM	20	C100N ZM	758021	0.130	1.20	77	100	118	70	90
	20	C150N ZM	758022	0.160	1.00	77	150	168	75	90
	20	C200N ZM	758023	0.180	1.00	77	200	218	55	120
	20	C300N ZM	758024	0.470	1.00	107	300	318	130	190
	20	C400N ZM	758025	0.540	1.00	107	400	417	110	150
	10	C500N ZM	758026	1.110	2.00	134	500	518	150	165
	10	C600N ZM	758027	1.240	2.00	134	600	618	115	125



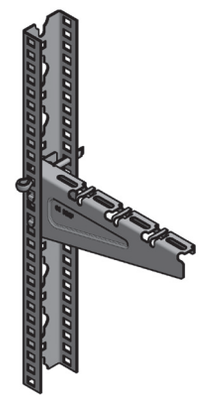

- Montage mural direct Ø 8 à 12 mm, sur échelle à **console S150U** ou sur **rail STRUT 41**
- Fixation des dalles perforées avec **AGRAFTOL ou BP TRCC M6x12**

CPS sur rail : les valeurs indiquées correspondent à un montage avec goupille

l mm : largeur admissible du chemin de câbles ou longueur utile de la console
L mm : longueur totale de la console

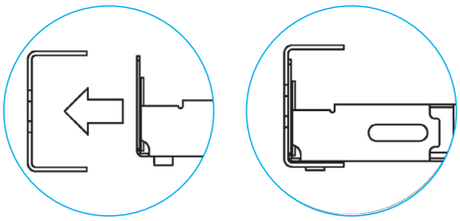

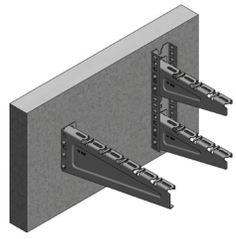

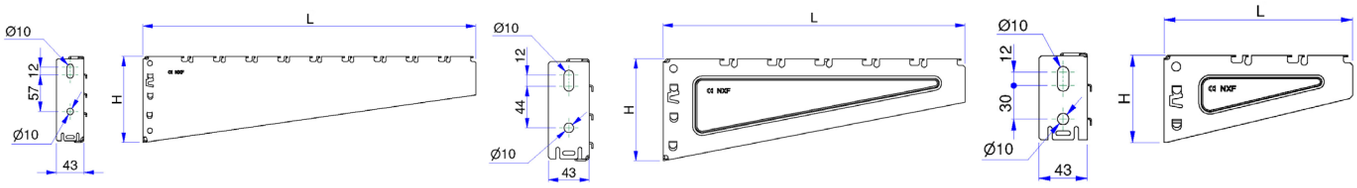

ENTRETOISES S150U

	p	Désignation	Code	Masse kg/p
SZ	50	ENTRETOISE S150U SZ	■ 757202	0.137

	p	Désignation	Code	Masse kg/p
ZM	50	ENTRETOISE S150U ZM	758202	0.137

- Fixation par BP TRCC M8x18

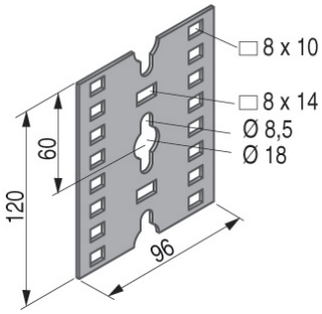

SUPPORTAGE

SÉRIE S150U

ÉQUERRES S150U À ERGOTS

	p	Désignation	Code	Masse kg/p
SZ	20	EQU S150U SZ	**757205**	0.181

	p	Désignation	Code	Masse kg/p
ZM	20	EQU S150U ZM	**758205**	0.182

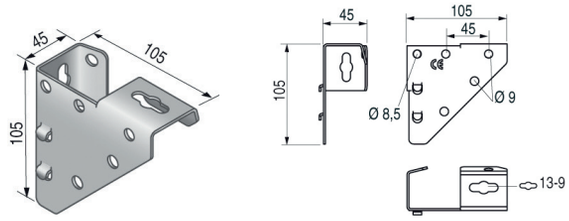

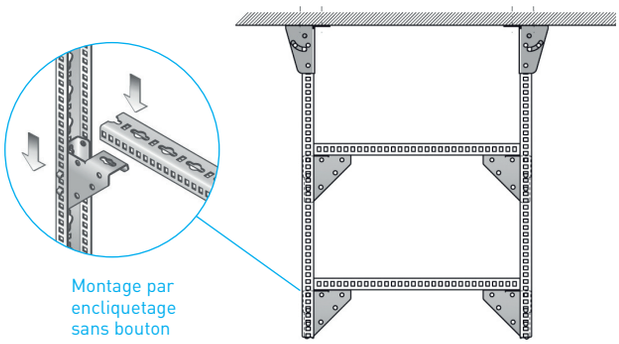

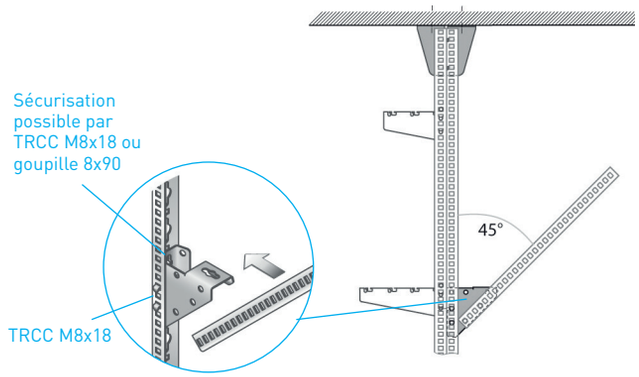

RAILS Z S150U

	p	Désignation	Code	Masse kg/p	L mm
SZ	1	Z S150U 500 SZ	■ **757104**	0.600	480
	1	Z S150U 750 SZ	■ **757105**	0.900	780

	p	Désignation	Code	Masse kg/p	L mm
ZM	1	Z S150U 500 ZM	■ **758104**	0.600	480
	1	Z S150U 750 ZM	**758105**	0.900	780

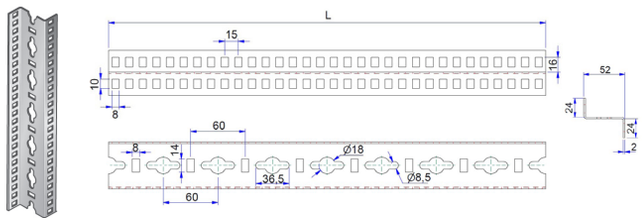

GOUSSET G10 B

	p	Désignation	Code	Masse kg/p	Ep. mm
SZ	10	G 10 B SZ	■ **613021**	0.464	1.75

	p	Désignation	Code	Masse kg/p	Ep. mm
GC	10	G 10 B GC	■ **614021**	0.510	1.75

	p	Désignation	Code	Masse kg/p	Ep. mm
I2	10	G 10 B I2	**616021**	0.400	1.50

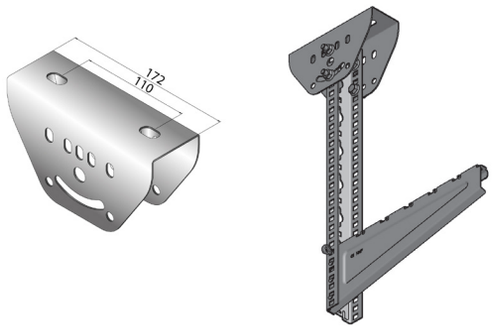

Pour confection de pendards : Montants 48x24 - Montants EDF Montant S150U.

RAIL 2970

RAIL 2970

	p	Désignation	Code	Masse Kg/ml
SZ	2	Rail 2970 30x15 P 2M	**700503**	0.650

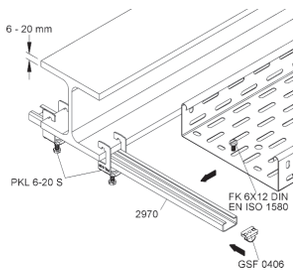

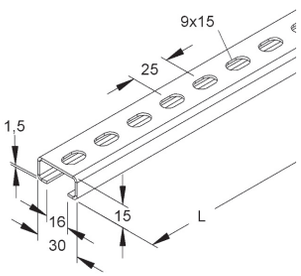

RAIL 2970

SUPPORT PKL

	p	Désignation	Code	Masse Kg/p
SZ	25	PKL SZ	**702164**	0.050

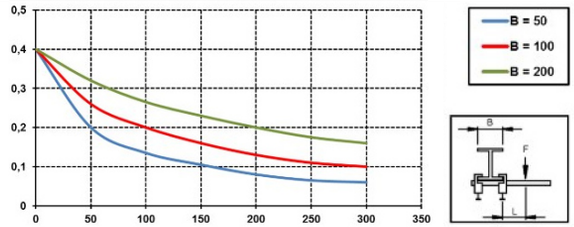

ECROU GSF

	p	Désignation	Code	Masse Kg/p
SZ	25	GSF A40:E42 EZ	**701551**	0.010

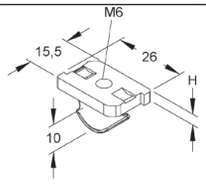

SU 28

RAILS C28 PERFORÉS

	m	Désignation	Code	Masse kg/ml	Ep. mm
SZ	2	C 28x20 P 2M SZ	■ **652606**	0.810	1.50
	3	C 28x20 P 3M SZ	■ **652605**	2.538	1.50



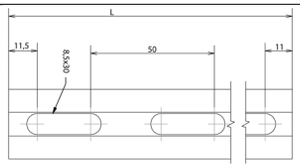

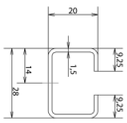

RAILS C 28

	m	Désignation	Code	Masse kg/ml	Ep. mm	H. mm
SZ	4	C 28x20x2.00 4M SZ	**019301**	1.114	2.00	20

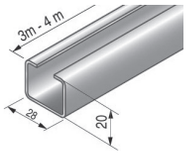

CONSOLES SU 28

	p	Désignation	Code	Masse kg/p	Ep. mm	L. mm	daN
EZ	20	SU 28/150 EZ	■ **677801**	0.219	1.50	150	150
	20	SU 28/200 EZ	■ **677802**	0.259	1.50	200	100
	20	SU 28/250 EZ	■ **677803**	0.299	1.50	250	90
	20	SU 28/300 EZ	■ **677804**	0.339	1.50	300	80

	p	Désignation	Code	Masse kg/p	Ep. mm	L. mm	daN
GC	20	SU 28/150 GC	■ **678801**	0.240	1.50	150	150
	20	SU 28/200 GC	■ **678802**	0.285	1.50	200	100
	20	SU 28/250 GC	■ **678803**	0.320	1.50	250	90
	20	SU 28/300 GC	■ **678804**	0.373	1.50	300	80



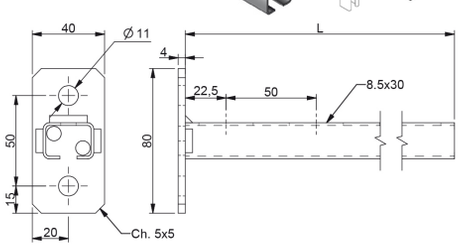

Fixation directe murale ou sur rail

BRIDE SU 28

	p	Désignation	Code	Masse kg/p	Ep. mm	L. mm	l. mm
GC	1	BRIDE SU 28 GC	**012275**	0.860	4.00	304	91

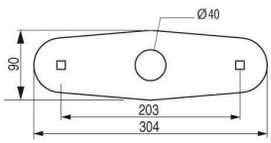

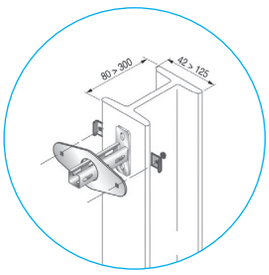

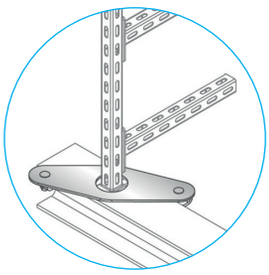

SU 28

ÉQUERRE SU 28

	p	Désignation	Code	Masse kg/p	Ep. mm
SZ	40	EQU SU 28 SZ	■ **677820**	0.311	3.00

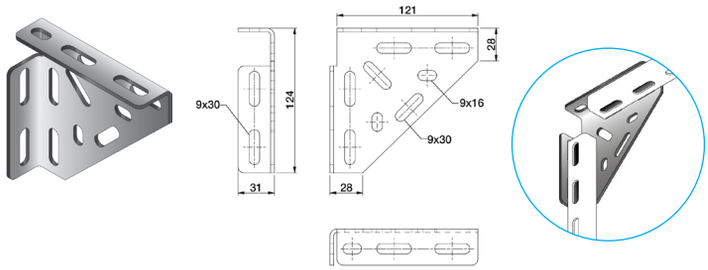

Prévoir :

- **PSKB11** pour fixation (BP TRCC M8x40 HE)

CRAPAUD SU 28

	p	Désignation	Code	Masse kg/p
SZ	50	CRAPAUD SU 28 SZ	■ **677825**	0.088

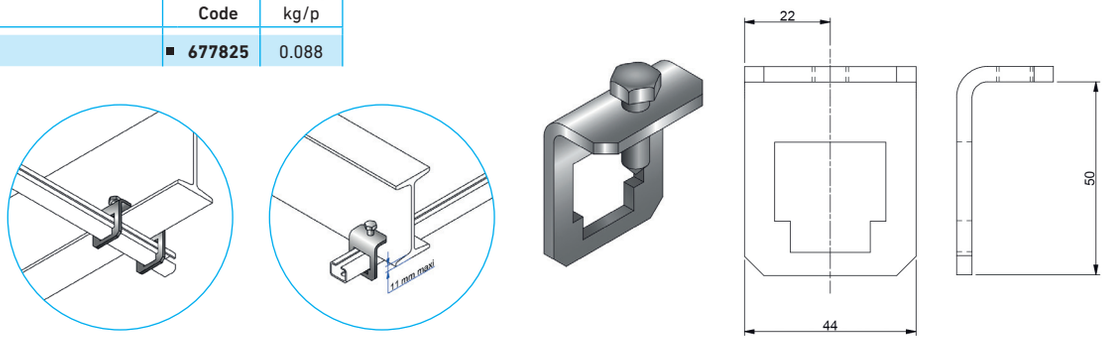

EMBOUT SU 28

	p	Désignation	Code	Masse kg/p
PVC	50	EMBOUT SU 28 M2	■ **687231**	0.003

Embout réalisé en plastisol de qualité M2, polymérisé à chaud, destiné à coiffer l'extrémité libre des C28x20 ou SU28.

- Il assure la protection des personnes contre les chocs.
- Etudié et mis au point à la demande des constructeurs de matériel ferroviaire, il a subi les essais de résistance au feu*.

**Essais de résistance au feu suivant LNE.*



ECROUS CARRÉ SU 28

	p	Désignation	Code	Masse kg/100
EZ	100	ECC286 M6 EZ	■ **023260**	1.300
	100	ECC288 M8 EZ	■ **023259**	1.600

Prévoir :
- Vis TRL M6x15 pour M6
- Vis TH M8x20 pour M8

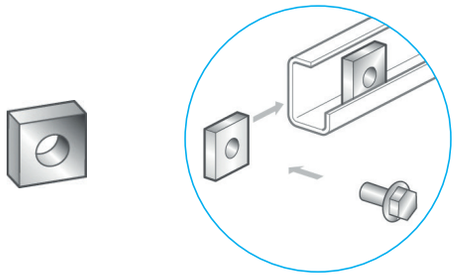

ECROU LOSANGE SU 28

	p	Désignation	Code	Masse kg/100	Ep. mm
EZ	100	ECL286 M6 EZ	■ **023261**	0.700	5.00

Prévoir :
- Vis TRL M6x15

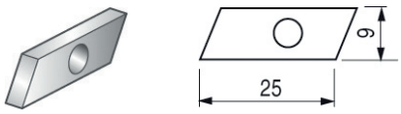

SU 35

RAIL C35

	m	Désignation	Code	Masse kg/ml	Ep. mm
SZ	3	C 35x35x2.00 3M SZ	■ 019350	1.900	2.00

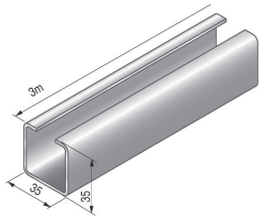

RAILS PERFORÉS 3 FACES C35

	m	Désignation	Code	Masse kg/ml	Ep. mm
SZ	3	C 35x35 3M P10x30 SZ	■ 019360	1.465	2.00

	m	Désignation	Code	Masse kg/ml	Ep. mm
GC	3	C 35x35 3M P10x30 GC	■ 019362	1.611	2.00

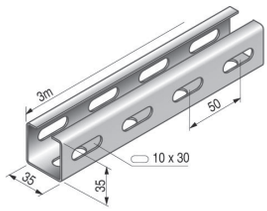

ÉCLISSE INTÉRIEURE EIC35

	p	Désignation	Code	Masse kg/p	Ep. mm	L. mm
SZ	10	EIC35x300 SZ	■ 019365	0.350	2.00	300

Boulonnerie 2 x THE M8x20 + 2 x losange M8

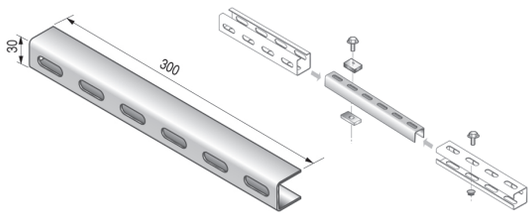

EMBOUT C35

	p	Désignation	Code	Masse kg/p
PVC	10	EMBOUT C 35x35 M2	■ 023975	0.030

Embout réalisé en plastisol de qualité M2, polymérisé à chaud, destiné à coiffer l'extrémité libre des C35x35 ou SU35.
Il assure la protection des personnes contre les chocs.
Etudié et mis au point à la demande des constructeurs de matériel ferroviaire, il a subi les essais de résistance au feu*.
*Essais de résistance au feu suivant LNE.

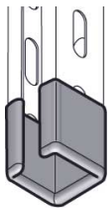

CONSOLES SU 35

	p	Désignation	Code	Masse kg/p	Ep. mm	H. mm	L. mm	daN
GC	20	SU 35/250 GC	■ 012312	0.580	1.00	120	250	210
	20	SU 35/350 GC	■ 012313	0.740	2.00	120	350	130
	20	SU 35/500 GC	■ 012314	1.000	2.00	120	500	95

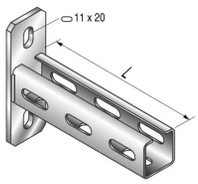

SU 28 SU 35 CU	Boulon M8 SU 45 023580 Composé de : Vis TH M8 x 25 Rondelle M Ø8 Ecrou rectangulaire 38x40 M8
Autres Ø 10	Boulon M10 SU 45 023581 Composé de : Vis TH M10 x 30 Rondelle M Ø10 Rondelle AZ Ø10 Ecrou rectangulaire 38x40 M10
Autres Ø 12	Boulon M12 SU 45 023582 Composé de : Vis TH M12 x 35 Rondelle M Ø12 Rondelle AZ Ø12 Ecrou rectangulaire 38x40 M12

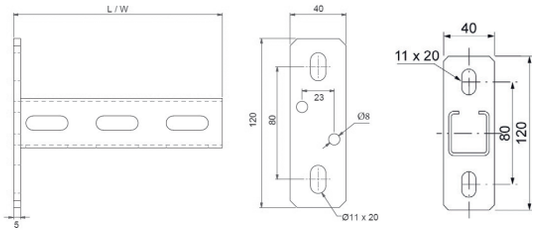

ECROUS LOSANGE C35

	p	Désignation	Code	Masse kg/p
EZ	100	ECL356 M6 EZ	■ 023262	2.200
	100	ECL358 M8 EZ	■ 023255	1.900

Prévoir Vis TRL M6x20 ou Vis THE M8x20

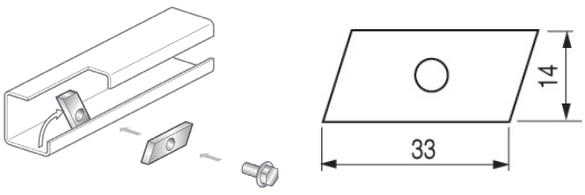

ACCESSOIRES SU 35

BRIDE SU 35

	p	Désignation	Code	Masse kg/p	Ep. mm
GC	10	BRIDE SU 35 45 GC	■ **012277**	1.335	5.00

Pour IPE et IPN de dimensions comprises entre 80 et 300 mm
Livrée avec boulons et accessoires
Compatible **consoles SU 35 et pendard SU 45**

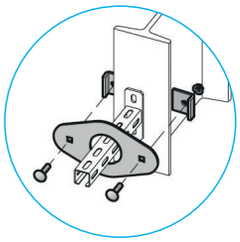

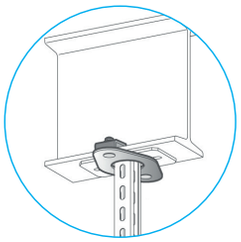

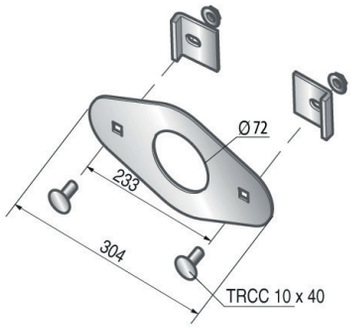

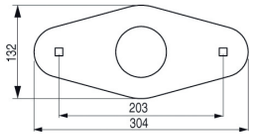

PLAQUE DE TÊTE C 35

	p	Désignation	Code	Masse kg/p	Ep. mm
GC	20	PDT C35 GC	■ **012325**	0.370	3.00

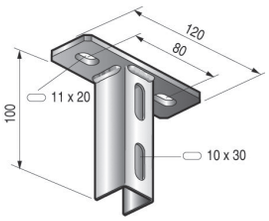

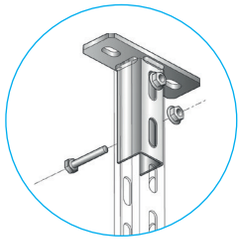

GOUSSET ORIENTABLE C 35

	p	Désignation	Code	Masse kg/p	Ep. mm
SZ	10	GO C35 SZ	**012096**	0.734	2.00

Livré avec boulonnerie et entretoise

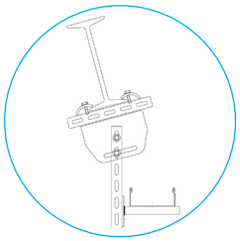

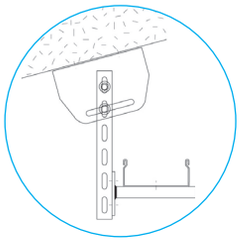

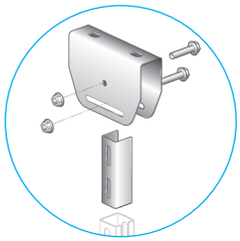

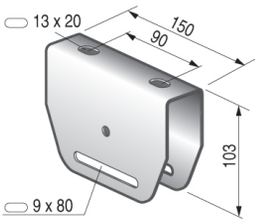

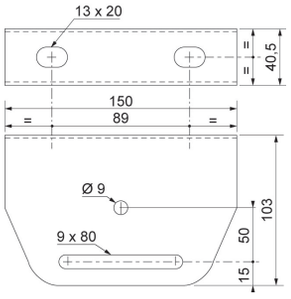

CRAPAUD TYPE B C35

	p	Désignation	Code	Masse kg/p	Ep. mm
GC	10	CRAPAUD C35 TYPE B GC	■ **019610**	0.157	8.00

L1 ou L2 mm	F daN
100	300
200	200
300	133
400	100
500	80

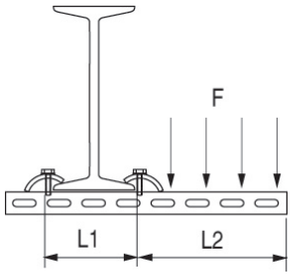

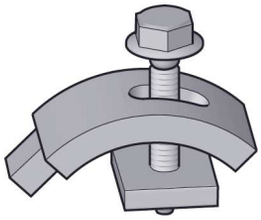

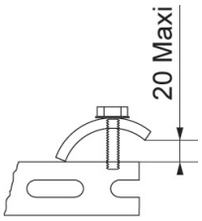

ACCESSOIRES SU 35

CARRÉ 35X35

	p	Désignation	Code	Masse kg/p	Ep. mm
EZ	50	CARRÉ 35x35 EZ	**019700**	0.040	4.00

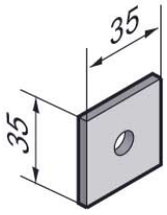

RECTANGLE 70X35

	p	Désignation	Code	Masse kg/p	Ep. mm
EZ	50	RECTANGLE 70x35 EZ	**019701**	0.070	4.00

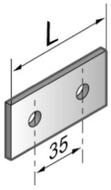

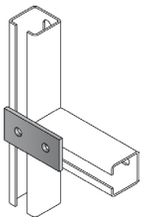

RECTANGLE 105X35

	p	Désignation	Code	Masse kg/p	Ep. mm
EZ	50	RECTANGLE 105x35 EZ	**019702**	0.110	4.00

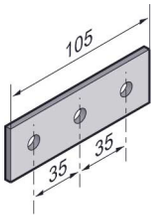

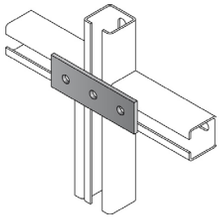

RECTANGLE 140X35

	p	Désignation	Code	Masse kg/p	Ep. mm
EZ	50	RECTANGLE 140x35 EZ	**019703**	0.150	4.00

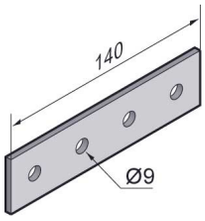

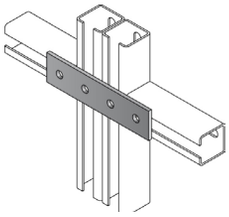

GOUSSET 90D C 35

	p	Désignation	Code	Masse kg/p	Ep. mm
EZ	20	GOUSSET 90 C35x35 EZ	■ **019705**	0.110	4.00

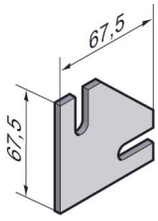

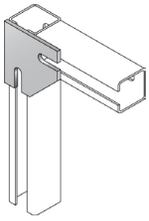

SUPPORTAGE

ACCESSOIRES SU 35

GOUSSET T 180D C 35

	p	Désignation	Code	Masse kg/p	Ep. mm
EZ	20	GOUSSET T 180D C35x35 EZ	■ **019706**	0.150	4.00

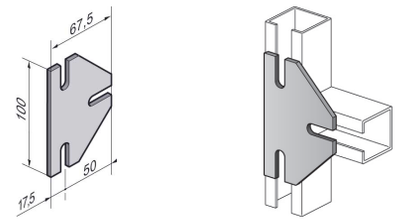

GOUSSET CROIX 360D C 35

	p	Désignation	Code	Masse kg/p	Ep. mm
EZ	20	GOUSSET CROIX 360D C35x35 EZ	■ **019707**	0.210	4.00

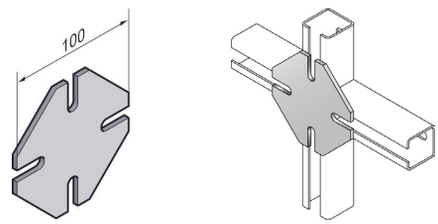

GOUSSET DOUBLE CROIX C 35

	p	Désignation	Code	Masse kg/p	Ep. mm
EZ	20	GOUSSET DOUBLE CROIX C35x35 EZ	**019708**	0.310	4.00

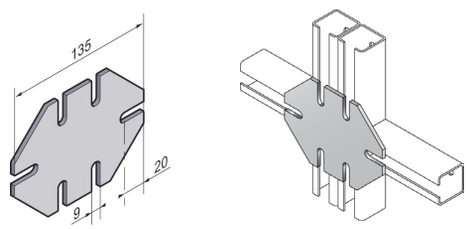

ÉQUERRE 90D 35X35

	p	Désignation	Code	Masse kg/p	Ep. mm
EZ	20	EQU 90D 35x35 EZ	■ **019711**	0.070	4.00

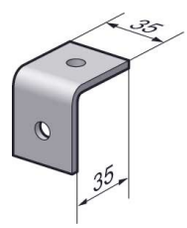

ÉQUERRE 90D 35X70

	p	Désignation	Code	Masse kg/p	Ep. mm
EZ	50	EQU 90D 35x70 EZ	■ **019712**	0.110	4

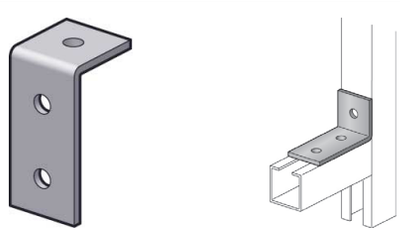

ACCESSOIRES SU 35

ÉQUERRE 90D 70X70

	p	Désignation	Code	Masse kg/p	Ep. mm
EZ	50	EQU 90D 70x70 EZ	■ **019713**	0.150	4.00

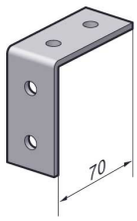

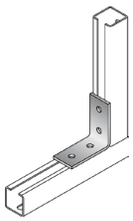

ÉQUERRE 135D 35X35

	p	Désignation	Code	Masse kg/p	Ep. mm
EZ	50	EQU 135D 35x35 EZ	■ **019714**	0.070	4.00

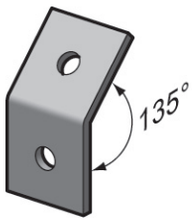

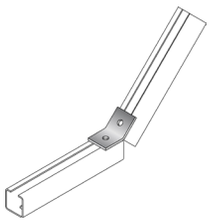

ÉQUERRE Z 35X35X35

	p	Désignation	Code	Masse kg/p	Ep. mm
EZ	50	EQU EN Z 35x35x35 EZ	■ **019715**	0.110	4.00

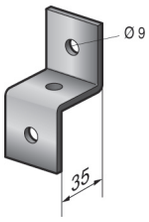

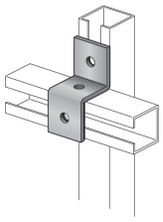

RACCORD 3 DIRECTIONS C 35

	p	Désignation	Code	Masse kg/p	Ep. mm
EZ	20	RACCORD 3D C35x35 EZ	**019720**	0.210	4.00

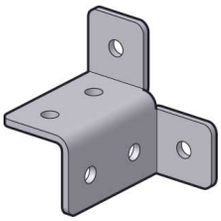

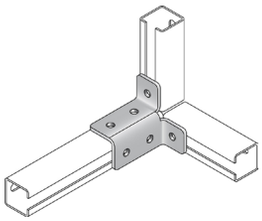

CONSOLES MURALES

CONSOLES KTAM

	p	Désignation	Code	Masse Kg/p	l mm	daN	H. mm	L. mm
SZ	20	KTAM 100 SZ	**701986**	0.200	100	120	60	110
	20	KTAM 150 SZ	**709855**	0.219	150	120	60	160
	20	KTAM 200 SZ	**701987**	0.300	200	120	80	210
	20	KTAM 300 SZ	**701988**	0.440	300	150	82	320
	20	KTAM 400 SZ	**701989**	0.500	400	150	82	420
	10	KTAM 500 SZ	**701990**	1.060	500	120	115	510
	10	KTAM 600 SZ	**701991**	1.400	600	120	115	610

	p	Désignation	Code	Masse Kg/p	l mm	daN	H. mm	L. mm
GC	20	KTAM 100 GC	**709935**	0.220	100	120	60	110
	20	KTAM 150 GC	**709936**	0.240	150	120	60	160
	20	KTAM 200 GC	**709937**	0.330	200	120	80	210
	20	KTAM 300 GC	**709938**	0.480	300	150	82	320
	20	KTAM 400 GC	**709873**	0.550	400	150	82	420

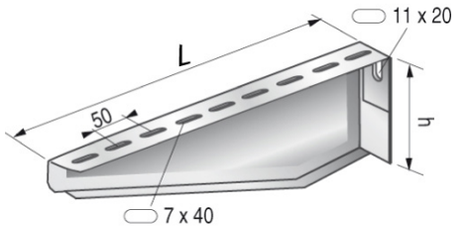

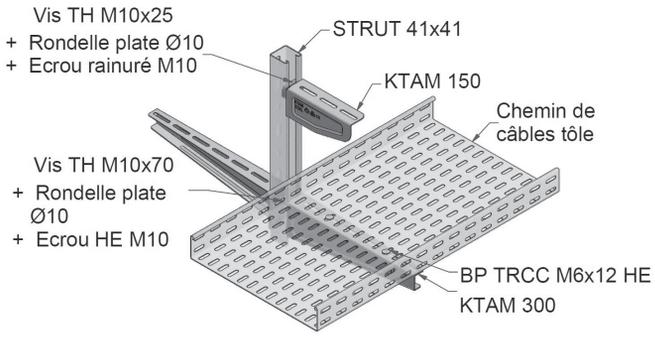

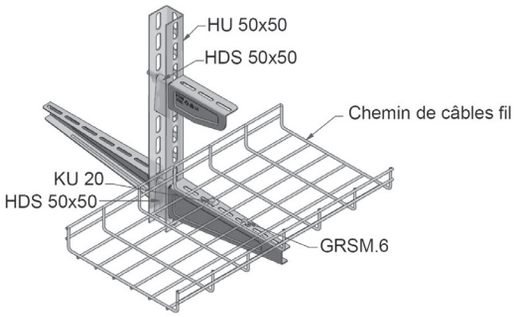

CONSOLES PLATES

	p	Désignation	Code	Masse Kg/p	daN	H. mm	L. mm
EZ	20	CPN 100 EZ	**613170**	0.385	300	95	125
	10	CPN 200 EZ	**613172**	0.520	200	95	225
	10	CPN 300 EZ	**613173**	0.655	150	95	325
	10	CPN 400 EZ	**613174**	0.790	105	95	425
	10	CPN 500 EZ	**613175**	0.925	95	95	525
	10	CPN 600 EZ	**613176**	1.060	70	95	625



	p	Désignation	Code	Masse Kg/p	daN	H. mm	L. mm
GC	20	CPN 100 GC	**614170**	0.424	300	95	125
	10	CPN 200 GC	**614172**	0.572	200	95	225
	10	CPN 300 GC	**614173**	0.721	150	95	325
	10	CPN 400 GC	**614174**	0.869	105	95	425
	10	CPN 500 GC	**614175**	1.018	95	95	525
	10	CPN 600 GC	**614176**	1.166	70	95	625

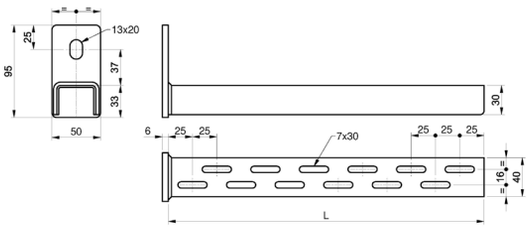

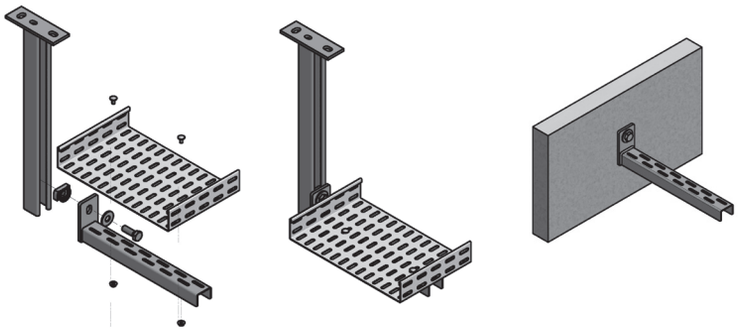

RAILS CRANTÉS STRUT 41

Disponible en Inox sur demande
Pour toute application de supportage lourd de 150 à 500 daN
AVANTAGES :

- Universel : convient pour tout type de charges et tout type de produits
- 100% adaptable : réglage en continu le long du rail, toute configuration possible grâce à la gamme complète de ferrures et de fixations
- Economique : gain de 50% par rapport à la construction traditionnelle mécano-soudée
- Sécurité renforcée grace au crantage anti-glissement des rails

Toute la gamme STRUT 41 est réalisable en inox sur demande

Recommandations techniques :

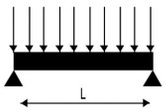

CHARGES MAX.CONSEILLÉES (en daN/m). Ces charges ont été calculées pour une flèche max. 1/100 de la portée. MODULE ÉLASTICITÉ 21000DAN/MM². CONTRAINTE MAXI 160 N/MM²

PORTÉE MM	RAIL STRUT 41 x 21 x 1,75 PERFORÉ	RAIL STRUT 41 x 21 x 2,5 PERFORÉ	RAIL STRUT 41 x 41 x 1,75 PERFORÉ	RAIL STRUT 41 x 41 x 2,5 PERFORÉ	RAIL STRUT 3F 41 x 41 x 1,75 PERFORÉ	RAIL STRUT 3F 41 x 41 x 2,5 PERFORÉ	RAIL STRUT 41 x 21 x 1,75 DOS À DOS	RAIL STRUT 41 x 21 x 2,5 DOS À DOS	RAIL STRUT 41 x 41 x 1,75 DOS À DOS	RAIL STRUT 41 x 41 x 2,5 DOS À DOS
500	200	254	589	782	573	761	570	754	1727	2344
750	96	123	393	521	382	507	380	502	1151	1563
1000	54	69	295	391	286	381	285	377	864	1172
1250	35	44	198	265	184	246	188	249	691	938
1500	24	31	138	184	128	171	131	173	576	781
1750	18	23	101	135	94	126	96	127	493	670
2000	14	17	77	103	72	96	74	97	432	586
2250	11	14	61	82	57	76	58	77	353	478
2500	9	11	50	66	46	62	47	62	286	388
2750	7	9	41	55	38	51	39	51	236	320
3000	6	8	34	46	32	42	33	43	198	269

MODES DE CHARGEMENT COURANT DES RAILS ET CONSOLES

Le tableau de charges ci-dessus a été réalisé pour une poutre entre appuis simples aux extrémités et uniformément chargée.
Les autres configurations peuvent être étudiées au travers des coefficients multiplicateurs (k) suivants.

CONDITIONS DE CHARGEMENT ET SUPPORTAGE

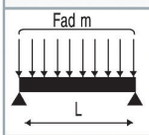	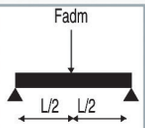	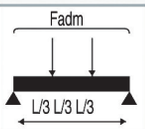	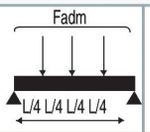	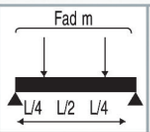	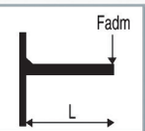	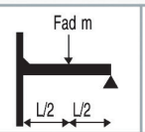	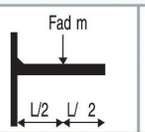	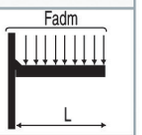
• k : 1,00 • *k : 1,00*	• k : 0,50 • *k : 0,50*	• k : 0,75 • *k : 0,75*	• k : 0,75 • *k : 0,75*	• k : 1,00 • *k : 1,00*	• k : 0,12 • *k : 0,12*	• k : 0,66 • *k : 0,66*	• k : 0,25 • *k : 0,25*	• k : 0,25 • *k : 0,25*

TABLEAU TECHNIQUE DES RAILS (finition SZ)

RAIL	DIMENSIONS	DESCRIPTION	ÉPAISSEUR mm	SECTION mm²	MOMENT D'INERTIE		MODULE D'INERTIE	
					Ix mm⁴	Iy mm⁴	Ix /V mm³	Iy /V mm³
RAIL STRUT	41 x 21	perforé	1,75	173,3	8395	40760	783	1988
RAIL STRUT	41 x 21	perforé	2,5	238,7	10736	54709	993	2669
RAIL STRUT	41 x 41	perforé	1,75	245,1	47999	68412	2302	3337
RAIL STRUT	41 x 41	perforé	2,5	341,2	64128	92745	3054	4524
RAIL STRUT 3F	41 x 21	perforé	1,75	245,1	47548	53090	2198	2590
RAIL STRUT 3F	41 x 21	perforé	2,5	341,2	63465	71575	2909	3491
RAIL STRUT	41 x 21	dos à dos	1,75	346,6	45618	82160	2225	4008
RAIL STRUT	41 x 21	dos à dos	2,5	477,5	60359	110333	2944	5382
RAIL STRUT	41 x 41	dos à dos	1,75	490,1	276625	137464	6747	6706
RAIL STRUT	41 x 41	dos à dos	2,5	682,5	375453	186406	9157	9093

RAILS CRANTÉS STRUT 41

STRUT 41X21 PERFORÉS - PS 500

	m	Désignation	Code	Masse Kg/ml	Ep. mm
SZ	3	STRUT 41x21x1.75 P 3M SZ	■ 652005	1.236	1.75
	6	STRUT 41x21x1.75 P 6M SZ	■ 652007	1.236	1.75

	m	Désignation	Code	Masse Kg/ml	Ep. mm
GC	3	STRUT 41x21x1.75 P 3M GC	■ 653005	1.360	1.75
	6	STRUT 41x21x1.75 P 6M GC	653007	1.360	1.75

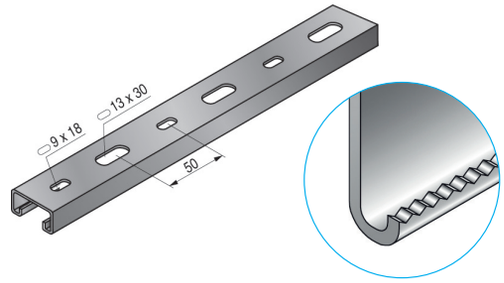

STRUT 41X21 PERFORÉS - PS530

	m	Désignation	Code	Masse kg/ml	Ep. mm
SZ	3	STRUT 41x21x2.50 P 3M SZ	■ 652009	1.766	2.50
	6	STRUT 41x21x2.50 P 6M SZ	■ 652008	1.766	2.50

	m	Désignation	Code	Masse kg/ml	Ep. mm
GC	3	STRUT 41x21x2.50 P 3M GC	■ 653009	1.787	2.50
	6	STRUT 41x21x2.50 P 6M GC	653008	1.787	2.50

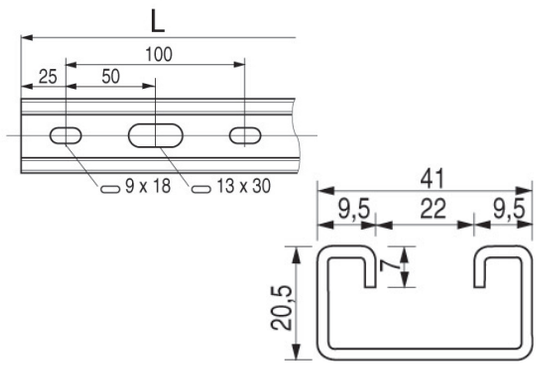

STRUT 41X41 PERFORÉS - PS210 U

	m	Désignation	Code	Masse kg/ml	Ep. mm
SZ	3	STRUT 41x41x1.75 P 3M SZ	■ 652001	1.823	1.75
	6	STRUT 41x41x1.75 P 6M SZ	■ 652003	1.823	1.75

	m	Désignation	Code	Masse kg/ml	Ep. mm
GC	3	STRUT 41x41x1.75 P 3M GC	■ 653001	2.005	1.75
	6	STRUT 41x41x1.75 P 6M GC	653003	2.005	1.75

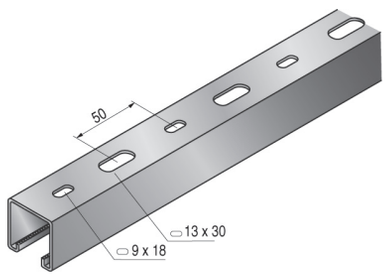

STRUT 41X41 PERFORÉS - PS 230U

	m	Désignation	Code	Masse Kg/ml	Ep. mm
SZ	3	STRUT 41x41x2.50 P 3M SZ	■ 652002	2.605	2.50
	6	STRUT 41x41x2.50 P 6M SZ	■ 652004	2.605	2.50

	m	Désignation	Code	Masse Kg/ml	Ep. mm
GC	3	STRUT 41x41x2.50 P 3M GC	■ 653002	2.547	2.50
	6	STRUT 41x41x2.50 P 6M GC	■ 653004	2.547	2.50

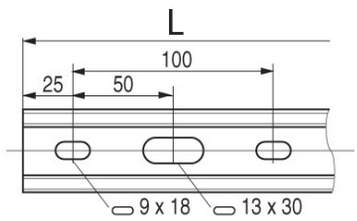

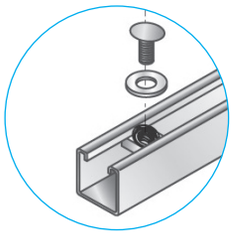

RAILS CRANTÉS STRUT 41

STRUT 41X41 PERFORÉS 3 FACES - PS210 3U

	m	Désignation	Code	Masse kg/ml	Ep. mm
SZ	3	STRUT 41x41x1.75 P 3F 3M SZ	■ 652040	1.586	1.75
	6	STRUT 41x41x1.75 P 3F 6M SZ	652041	1.586	1.75

	m	Désignation	Code	Masse kg/ml	Ep. mm
GC	3	STRUT 41x41x1.75 P 3F 3M GC	■ 653040	1.745	1.75
	6	STRUT 41x41x1.75 P 3F 6M GC	653041	1.745	1.75



Compatible **gousset rapide 3U**

STRUT 41X41 PERFORÉ 3 FACES - PS 230 3U

	m	Désignation	Code	Masse Kg/ml	Ep. mm
SZ	3	STRUT 41x41x2.50 P 3F 3M SZ	■ 652050	2.266	2.50
	6	STRUT 41x41x2.50 P 3F 6M SZ	652051	2.266	2.50

	m	Désignation	Code	Masse Kg/ml	Ep. mm
GC	3	STRUT 41x41x2.50 P 3F 3M GC	■ 653050	2.297	2.50
	6	STRUT 41x41x2.50 P 3F 6M GC	653051	2.297	2.50

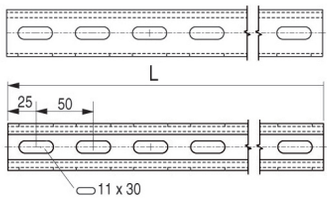

STRUT DOUBLES 41X21 NON PERFORÉ - PS 501

	m	Désignation	Code	Masse kg/ml	Ep. mm
SZ	3	STRUT DBLE 41x21x1.75 NP 3M SZ	652019	2.577	1.75

	m	Désignation	Code	Masse kg/ml	Ep. mm
GC	3	STRUT DBLE 41x21x1.75 NP 3M GC	653019	2.835	1.75



STRUT DOUBLE 41X21 NON PERFORÉ - PS 531

	m	Désignation	Code	Masse Kg/ml	Ep. mm
SZ	3	STRUT DBLE 41x21x2.50 NP 3M SZ	652023	3.682	2.50

	m	Désignation	Code	Masse Kg/ml	Ep. mm
GC	3	STRUT DBLE 41x21x2.50 NP 3M GC	653023	3.726	2.50

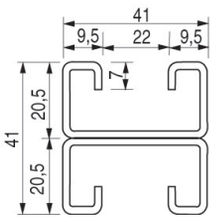

STRUT DOUBLES 41X41 NON PERFORÉ - PS211 NP

	m	Désignation	Code	Masse kg/ml	Ep. mm
SZ	3	STRUT DBLE 41x41x1.75 NP 3M SZ	■ 652010	3.646	1.75

	m	Désignation	Code	Masse kg/ml	Ep. mm
GC	3	STRUT DBLE 41x41x1.75 NP 3M GC	■ 653010	4.041	1.75



STRUT DOUBLE 41X41 NON PERFORÉ - PS 231 NP

	m	Désignation	Code	Masse Kg/ml	Ep. mm
SZ	3	STRUT DBLE 41x41x2.50 NP 3M SZ	■ 652016	5.248	2.50

	m	Désignation	Code	Masse Kg/ml	Ep. mm
GC	3	STRUT DBLE 41x41x2.50 NP 3M GC	■ 653016	5.320	2.50

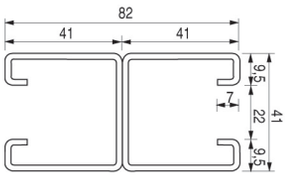

SUPPORTAGE

CONSOLES ET PENDARDS STRUT 41

CONSOLES STRUT 41X21 - PS641

	p	Désignation	Code	Masse kg/p	H. mm	l mm	daN
EZ	10	CONSOLE STRUT 41x21 200 EZ	■ **677142**	0.500	135	194	240
	10	CONSOLE STRUT 41x21 250 EZ	■ **677143**	0.562	135	244	175
	10	CONSOLE STRUT 41x21 350 EZ	■ **677145**	0.687	135	344	90
	10	CONSOLE STRUT 41x21 450 EZ	■ **677147**	1.071	135	444	50

	p	Désignation	Code	Masse kg/p	H. mm	l mm	daN
GC	10	CONSOLE STRUT 41x21 200 GC	■ **678142**	0.607	135	194	240
	10	CONSOLE STRUT 41x21 250 GC	■ **678143**	0.680	135	244	175
	10	CONSOLE STRUT 41x21 350 GC	■ **678145**	0.826	135	344	90
	10	CONSOLE STRUT 41x21 450 GC	■ **678147**	1.333	135	444	50

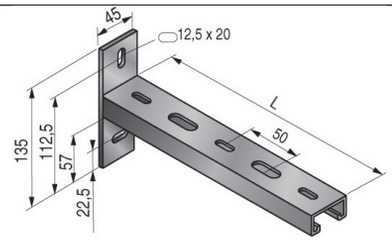

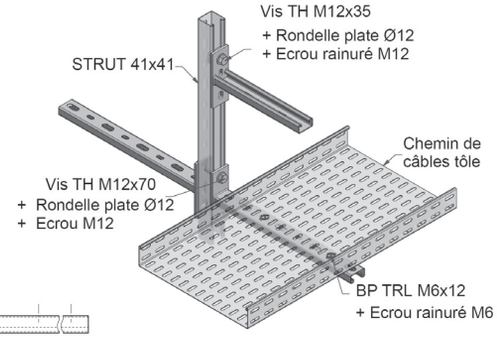

Attention :

- Pour longueur finissant **par 00** départ de perforation coté platine oblong 9x18
- Pour longueur finissant **par 50** départ de perforation coté platine oblong 9x18 ou 13x30
- e = 6 mm pour longueurs inf. à 400 mm
- e = *8 mm pour longueurs sup. à 400 mm*
- *l mm : longueur utile de la console*

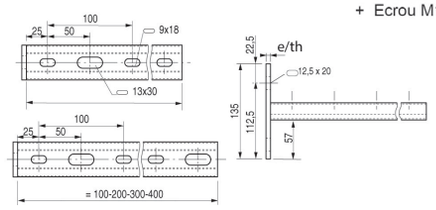

CONSOLES STRUT C 41X21 - C641

	p	Désignation	Code	Masse kg/p	l mm	L mm	Ep. mm	daN
SZ	20	CONSOLE STRUT C41x21 150 SZ	■ **677701**	0.377	150	170	1,8	115
	20	CONSOLE STRUT C41x21 200 SZ	■ **677702**	0.443	200	220	1,8	110
	20	CONSOLE STRUT C41x21 300 SZ	■ **677703**	0.575	300	320	1,8	70
	20	CONSOLE STRUT C41x21 400 SZ	■ **677704**	0.708	400	420	2,5	75

l mm : longueur utile de la console

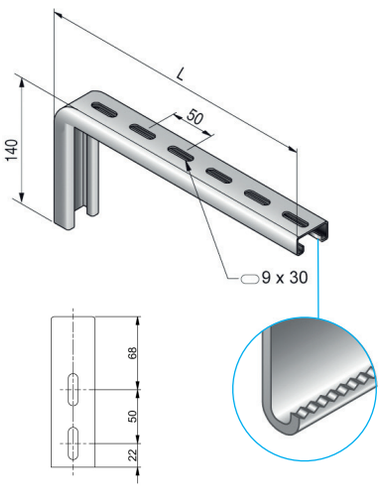

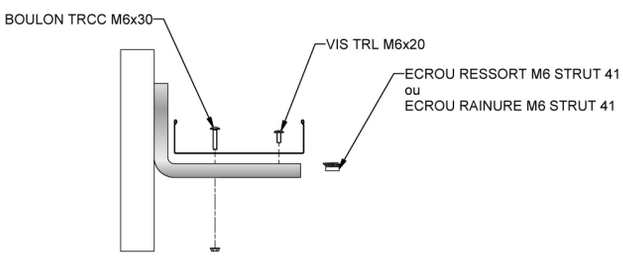

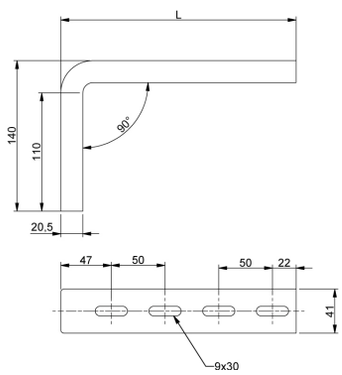

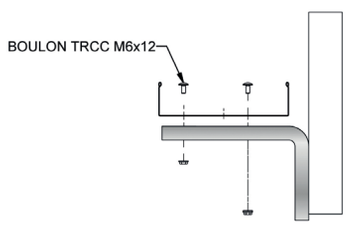

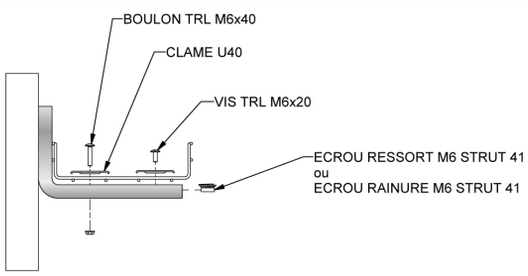

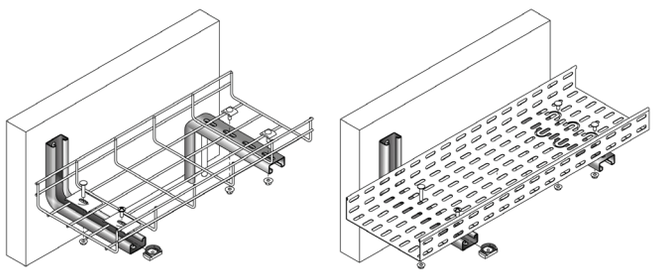

CONSOLES ET PENDARDS STRUT 41

SUSPENSIONS STRUT C 41X21 - CC641

	p	Désignation	Code	Masse kg/p	L utile mm	L1 mm	L2 mm	daN
SZ	20	SUSPENSION STRUT C41x21 150 SZ	■ **677751**	0.567	120	140	150	140
	20	SUSPENSION STRUT C41x21 200 SZ	■ **677752**	0.633	170	140	200	110
	20	SUSPENSION STRUT C41x21 300 SZ	■ **677753**	0.831	270	190	300	70
	20	SUSPENSION STRUT C41x21 400 SZ	■ **677754**	1.382	370	240	400	90
	20	SUSPENSION STRUT C41x21 500 SZ	■ **677755**	1.647	470	290	500	75

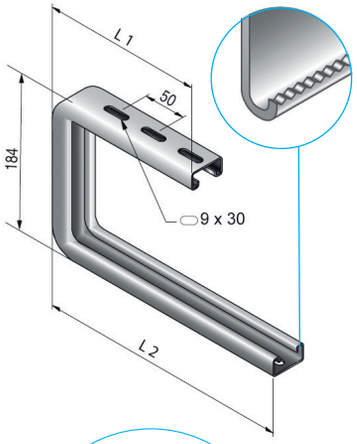

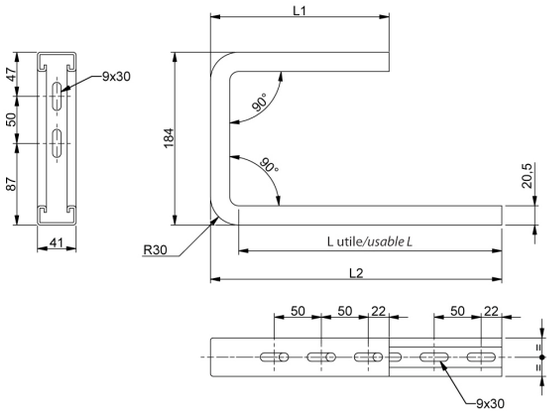

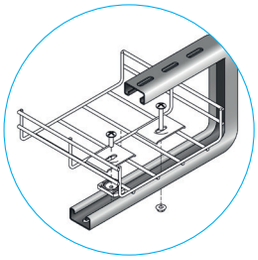

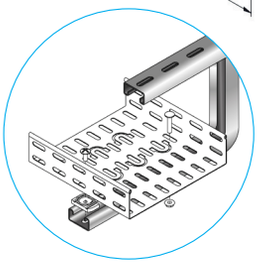

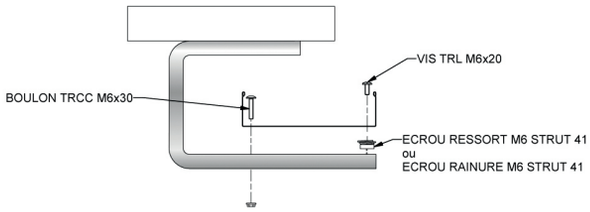

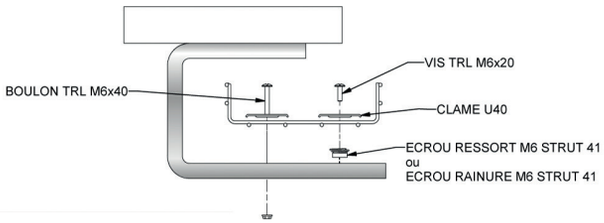

PENDARDS STRUT C 41X21 - C641

	p	Désignation	Code	Masse kg/p	l mm	L mm	m.daN
SZ	20	PENDARD STRUT C41x21/500 SZ	■ **677705**	1.126	500	520	22
	20	PENDARD STRUT C41x21/800 SZ	■ **677708**	1.650	800	820	22

l mm : longueur utile du pendard

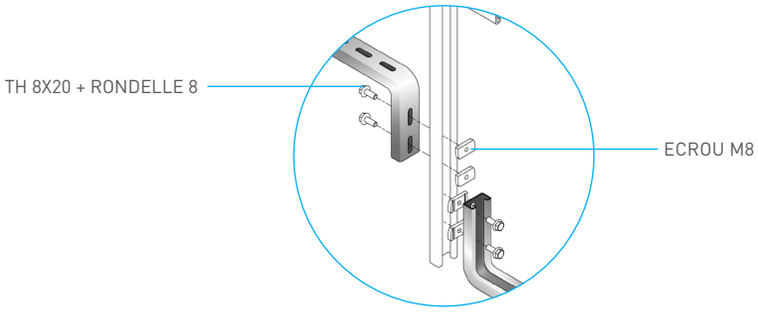

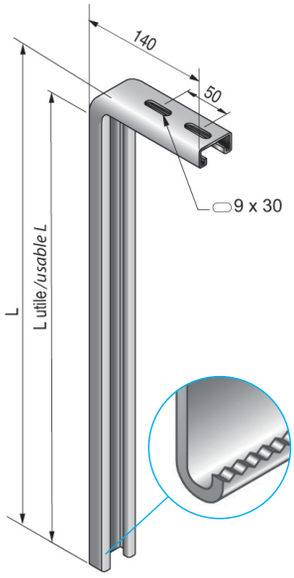

SUPPORTAGE

CONSOLES ET PENDARDS STRUT 41

CONSOLES STRUT 41X41 - PS651

	p	Désignation	Code	Masse kg/p	l mm	daN
EZ	10	CONSOLE STRUT 41x41 200 EZ	■ **677073**	0.612	194	500
	10	CONSOLE STRUT 41x41 250 EZ	■ **677122**	0.704	244	400
	10	**CONSOLE STRUT 41x41 350 EZ**	■ **677072**	0.879	344	320
	10	**CONSOLE STRUT 41x41 450 EZ**	■ **677092**	1.495	444	280
	10	**CONSOLE STRUT 41x41 550 EZ**	■ **677126**	1.763	544	250
	10	**CONSOLE STRUT 41x41 650 EZ**	■ **677070**	2.020	644	250

	p	Désignation	Code	Masse kg/p	l mm	daN
GC	10	CONSOLE STRUT 41x41 200 GC	■ **678073**	0.673	194	500
	10	CONSOLE STRUT 41x41 250 GC	■ **678122**	0.774	244	400
	10	CONSOLE STRUT 41x41 350 GC	■ **678072**	0.967	344	320
	10	CONSOLE STRUT 41x41 450 GC	■ **678092**	1.645	444	280
	10	CONSOLE STRUT 41x41 550 GC	■ **678126**	1.940	544	250
	10	CONSOLE STRUT 41x41 650 GC	■ **678070**	2.220	644	250

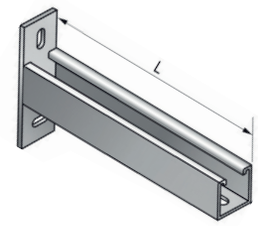

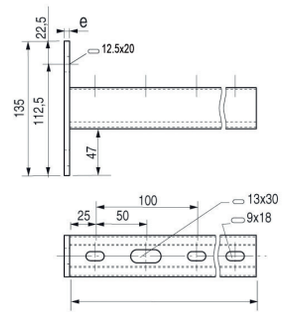

Attention :

- Pour longueur finissant **par 00** départ de perforation coté platine oblong 9x18
- Pour longueur finissant **par 50** départ de perforation coté platine oblong 9x18 **ou** 13x30
- e = 6 mm pour longueurs inf. à 400 mm
- e = 8 mm pour longueurs sup. à 400 mm
- l mm : longueur utile de la console

PENDARDS STRUT 41X41 - PS651

	p	Désignation	Code	Masse kg/p	L mm	m.daN
GC	1	PENDARD STRUT 41x41/1000 GC	■ **678432**	3.149	994	95
	1	PENDARD STRUT 41x41/1500 GC	■ **678424**	4.355	1494	95

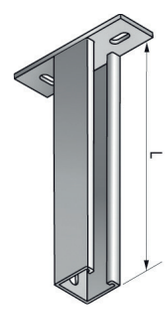

Attention :

- Pour longueur finissant **par 00** départ de perforation coté platine oblong 9x18
- Pour longueur finissant **par 50** départ de perforation coté platine oblong 9x18 **ou** 13x30
- e = 8 mm
- l mm : longueur utile de la console

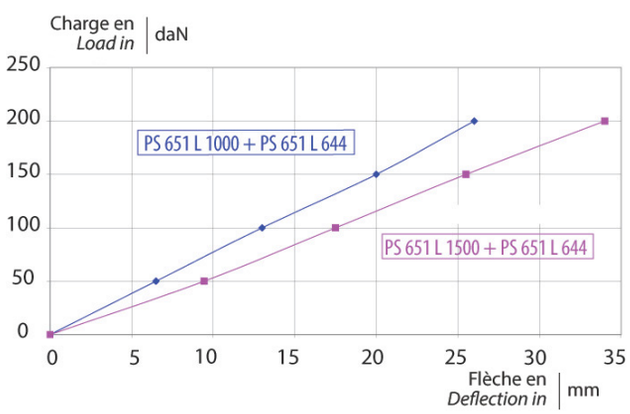

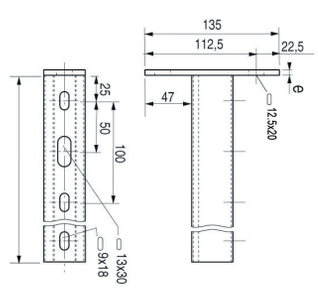

CONSOLES ET PENDARDS STRUT 41

PENDARDS STRUT DOUBLE 41X82 - PS809

	p	Désignation	Code	Masse kg/p	m.daN
GC	1	PENDARD STRUT DBL41x82 350 GC	■ **678128**	2.268	180
	1	PENDARD STRUT DBL41x82 500 GC	■ **678129**	3.036	180
	1	PENDARD STRUT DBL41x82 650 GC	■ **678130**	4.270	180
	1	PENDARD STRUT DBL41x82 800 GC	■ **678131**	4.574	180
	1	PENDARD STRUT DBL41x82 950 GC	■ **678132**	5.342	180
	1	PENDARD STRUT DBL41x82 1500 GC	■ **678376**	9.152	180
	1	PENDARD STRUT DBL41x82/2000 GC	■ **678405**	12.040	180

S'utilise aussi en console renforcée

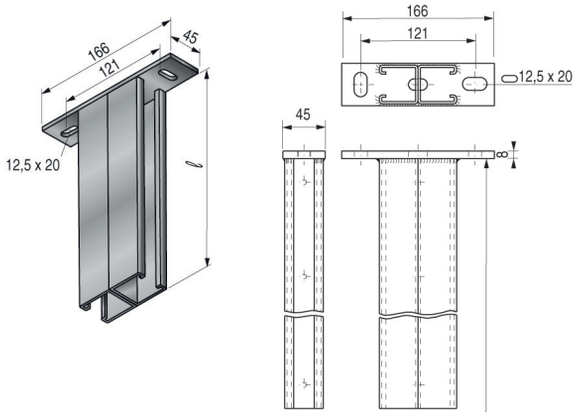

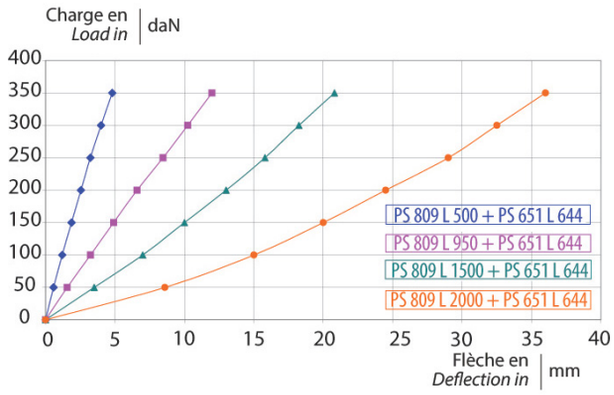

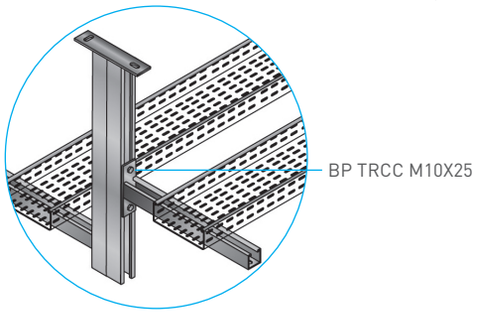

BOUCHONS STRUT 41

	p	Désignation	Code	Masse kg/p
PVC	50	BOUCHON STRUT41x21 PVC	■ **687385**	0.003
	50	BOUCHON STRUT41x41 PVC	■ **687228**	0.008

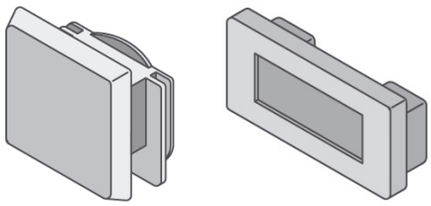

ACCESSOIRES STRUT 41

RAIDISSEUR STRUT RÉVERSIBLE

	p	Désignation	Code	Masse kg/p	Ep. mm	daN
GC	25	RAIDISSEUR STRUT 41 GC	■ **678125**	0.810	5.00	450

Charge par Longueur de console :

- 444 mm > 450 daN
- 544 mm > 350 daN
- 644 mm > 350 daN

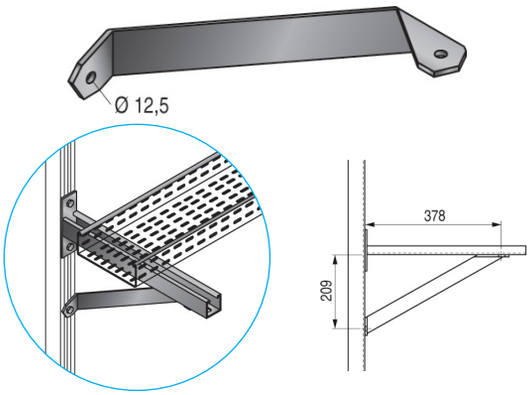

ACCESSOIRES STRUT 41

GOUSSET RAPIDE 3U STRUT 41

	p	Désignation	Code	Masse kg/p	m.daN	daN
SZ	10	GOUSSET RAPIDE 3U STRUT41 SZ	■ 677066	0.726	34	350

> Montage multidirectionnel

> Sécurisation par goupille possible *(8x90)*

> Simple d'utilisation : un coup de maillet suffit

S'utilise en montage pendard avec le **Rail STRUT 41 perforé 3 faces** : charge maxi de 350 daN en montage symétrique

- Couple de serrage des vis H10 avec écrou losange ressort M10 = 34 N.m
- Préconisation en pendard dissymétrique : montage avec **raidisseur réversible STRUT 41**

Longueur maxi :1 m.
Au delà : *nous consulter*

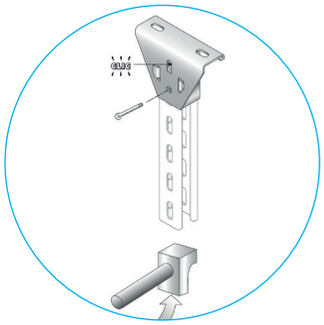

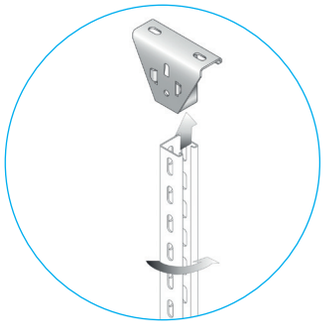

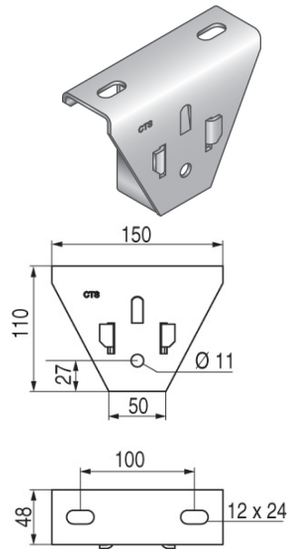

GOUSSET STRUT 41 - UP41

	p	Désignation	Code	Masse kg/p	m.daN	daN
SZ	10	GOUSSET STRUT41 SZ	■ 677067	0.726	34	350

> Multidirectionnel

> Montage avec 2 vis TH M10x25, 2 rondelles plates diam.10 et 2 écrous rainurés M10

- Compatible tout type de rails 41
- Compatible **rail 41x21 double** pour réalisation pendards doubles symétriques
- Charge maxi de 350 daN en montage symétrique
- Couple de serrage des vis H10 avec écrou losange ressort M10 = 34 N.m

Longueur maxi :1 m.
Au delà : *nous consulter*

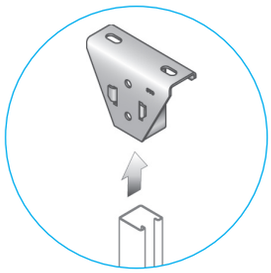

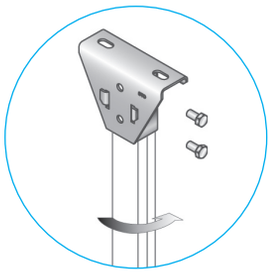

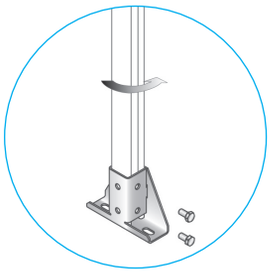

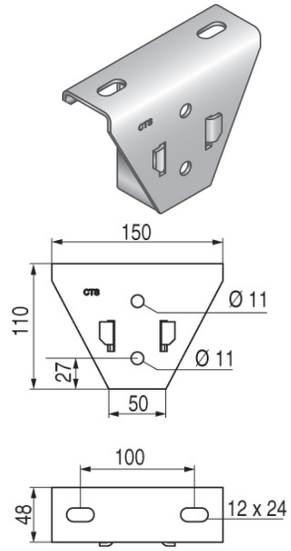

ACCESSOIRES STRUT 41

PLAQUE DE TÊTE STRUT 41 - PS 3033

	p	Désignation	Code	Masse kg/p
GC	10	PDT STRUT41 GC	■ 678063	1.317

- Montage : vis TH M12x35 + rondelle plate diam.12 + écrou rainuré M12
- Couple de serrage des vis H12 avec écrou ressort M12 = 34 N.m
- En montage pendard avec **rail STRUT 41** : charge maxi = 350 daN
- Préconisation en charge dissymétrique : montage avec **raidisseur réversible STRUT 41**.

Longueur maxi : 1 m.
Au delà : *nous consulter*

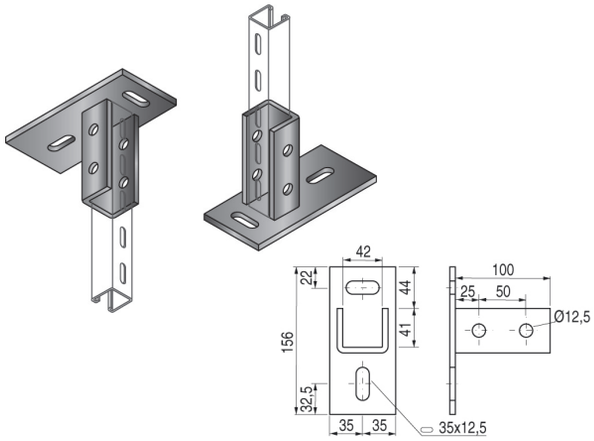

PLAQUE DE TÊTE STRUT DOUBLE 41 - PS 3064

	p	Désignation	Code	Masse kg/p
GC	10	PDT STRUT DBLE 41x41 GC	■ 678064	1.760

- Montage : vis TH M12x35 + rondelle plate diam.12 + écrou ressort M12
- En montage pendard avec **Rail double STRUT 41** : charge maxi = 500 daN
- Couple de serrage des vis H12 avec écrou losange ressort M12 = 34 N.m
- Préconisation en charge dissymétrique : montage d'un **raidisseur réversible STRUT 41**

Longueur maxi : 1 m.
Au delà : *nous consulter*

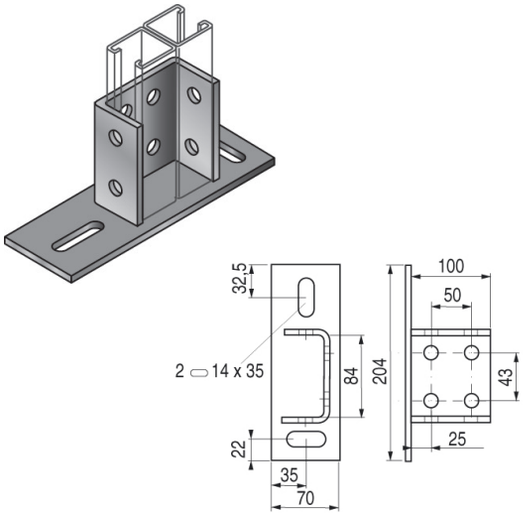

	Pour une utilisation en Pendard	
	Couple de serrage vis H12 avec écrou ressort M12	Charge daN
678063	34 N.m	350
678064	34 N.m	500

ÉTRIER TZK 86-96 SZ

	p	Désignation	Code	Masse Kg/p
SZ	10	TZK 86-96 SZ	709860	0.251

En utilisation avec les rails STRUT 41x41 et 41x21

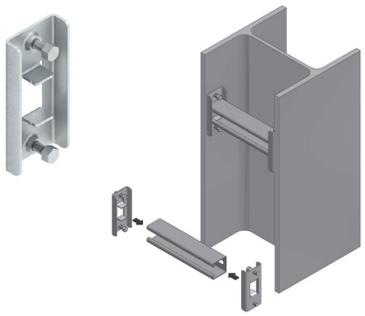

NEW !

RONDELLES PLATES 10 STRUT 41 - PS 610

	p	Désignation	Code	Masse kg/100
EZ	100	RONDELLE PLE 10 STRUT41 EZ	■ 648138	2.500

	p	Désignation	Code	Masse kg/100
GC	100	RONDELLE PLE 10 STRUT41 GC	■ 651138	2.500

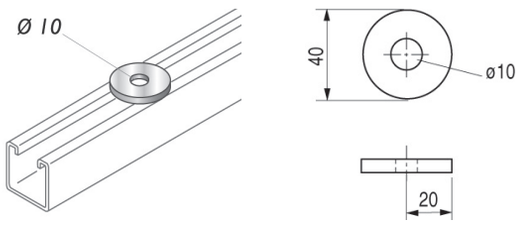

SUPPORTAGE

ACCESSOIRES STRUT 41

CARRÉS STRUT 41 - PS 621

	p	Désignation	Code	Masse kg/100
GC	100	CARRÉ STRUT41 DIAM 9 GC	■ **678134**	7.200
	100	CARRÉ STRUT41 DIAM 11 GC	■ **678301**	7.200
	100	CARRÉ STRUT41 DIAM 12.5 GC	■ **678300**	7.200

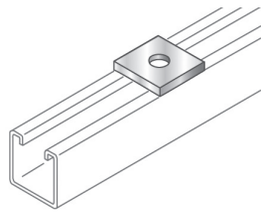

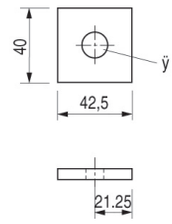

RECTANGLE STRUT 41 - 2 TROUS - PS 601

	p	Désignation	Code	Masse kg/p
GC	50	RECTANGLE 2T STRUT41 GC	■ **678002**	0.150

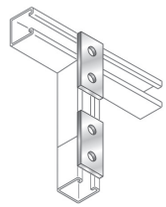

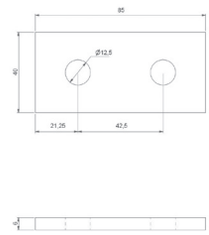

RECTANGLE STRUT 41 - 3 TROUS - PS 602

	p	Désignation	Code	Masse kg/p
GC	25	RECTANGLE 3T STRUT41 GC	■ **678001**	0.220

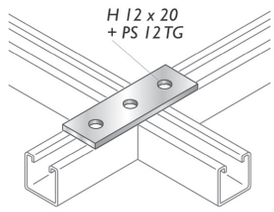

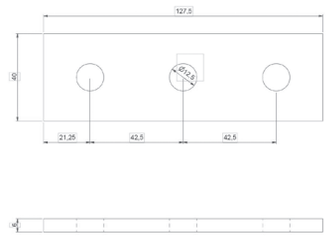

RECTANGLE STRUT41 - 4 TROUS - PS 723

	p	Désignation	Code	Masse kg/p
GC	25	RECTANGLE 4T STRUT41 GC	■ **678003**	0.240

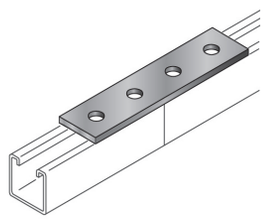

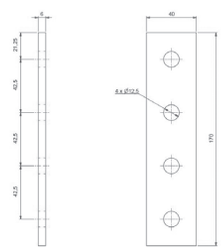

ÉCLISSE STRUT 41X41 - PS 616

	p	Désignation	Code	Masse kg/p
GC	10	ÉCLISSE STRUT 41x41 GC	■ **678051**	1.080

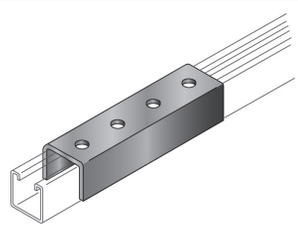

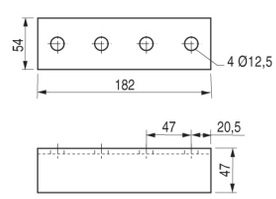

ÉQUERRE PLATE 3 TROUS STRUT 41 - PS 718

	p	Désignation	Code	Masse kg/p	Ep. mm
GC	25	ÉQUERRE PLE 3T STRUT41 GC	■ **678021**	0.267	6.00

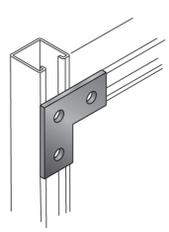

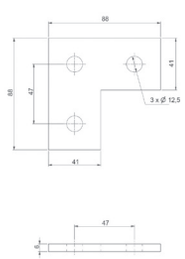

ACCESSOIRES STRUT 41

TÉ PLAT STRUT 41 - 4 TROUS - PS 714

	p	Désignation	Code	Masse kg/p	Ep. mm
GC	25	TE PL 4T STRUT41 GC	■ **678023**	0.340	6.00

• TH 12x25* + écrou STRUT M12

** TH 12x25 sur Rail STRUT 41x21*
TH 12x35 sur Rail STRUT 41x41

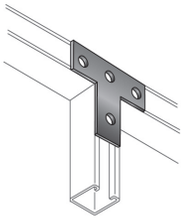

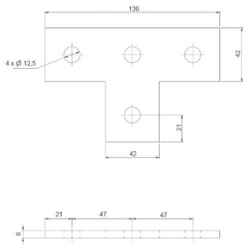

GOUSSET T 180 STRUT 41 - 4 TROUS - PS 747

	p	Désignation	Code	Masse kg/p
GC	25	GOUSSET T 180 4T STRUT41 GC	**678024**	0.430

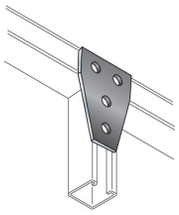

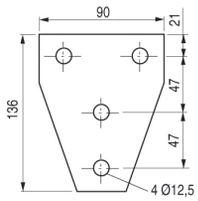

GOUSSET CORNIERE STRUT 41 - 4 TROUS - PS 748

	p	Désignation	Code	Masse kg/p
GC	25	GOUSSET CORN 4T STRUT41 GC	■ **678043**	0.435

• TH 12x25* + écrou STRUT M12

** TH 12x25 sur Rail STRUT 41x21*
TH 12x35 sur Rail STRUT 41x41

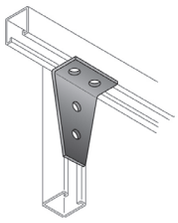

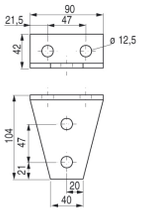

ÉQUERRE 90 STRUT 41 - 2 TROUS - PS 604

	p	Désignation	Code	Masse kg/p
GC	25	ÉQUERRE 90 2T STRUT41 GC	■ **678032**	0.130

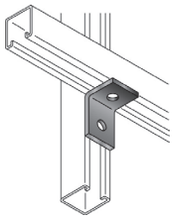

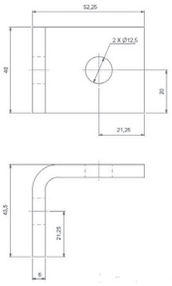

ÉQUERRE 90 STRUT 41 - 3 TROUS - PS 606

	p	Désignation	Code	Masse kg/p
GC	25	ÉQUERRE 90 3T STRUT41 GC	■ **678035**	0.249

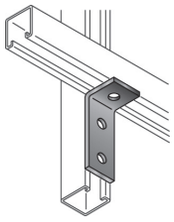

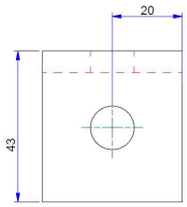

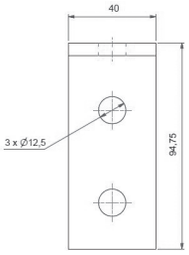



SUPPORTAGE

ACCESSOIRES STRUT 41

ÉQUERRE 90 STRUT 41 - 4 TROUS - PS 607

	p	Désignation	Code	Masse kg/p
GC	25	ÉQUERRE 90 4T STRUT41 GC	■ **678037**	0.260

• TH 12x25* + écrou STRUT M12

** TH 12x25 sur Rail STRUT 41x21*
TH 12x35 sur Rail STRUT 41x41

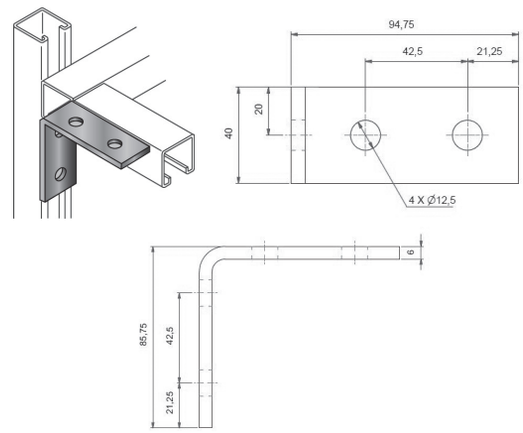

ÉQUERRE 135 STRUT 41 - 4 TROUS - PS 786

	p	Désignation	Code	Masse kg/p
GC	25	ÉQUERRE 135D 4T STRUT41 GC	■ **678203**	0.327

• TH 12x25* + écrou STRUT M12

** TH 12x25 sur Rail STRUT 41x21*
TH 12x35 sur Rail STRUT 41x41

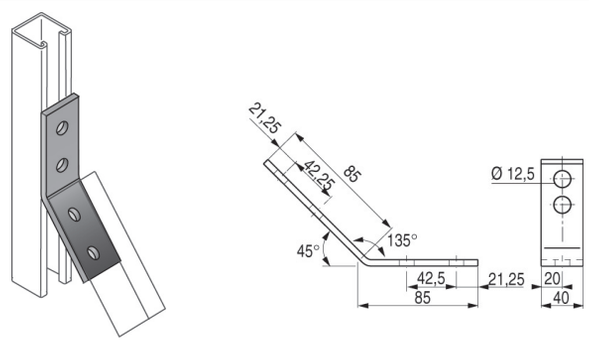

ÉQUERRE RENFORCEE STRUT 41 - 4 TROUS - PS 3363

	p	Désignation	Code	Masse kg/p
GC	25	ÉQUERRE RENF 4T STRUT41 GC	■ **678136**	0.420

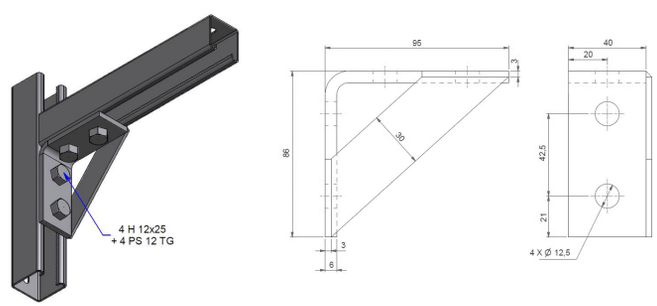

ÉQUERRE UNIVERSELLE STRUT 41 - PS 608

	p	Désignation	Code	Masse kg/p	Ep. mm
GC	25	ÉQUERRE UNIVERSELLE STRUT41 GC	■ **678100**	0.742	3.00

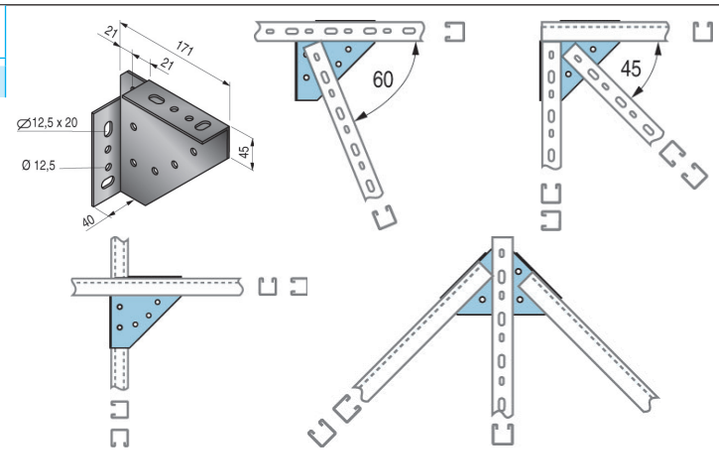

ACCESSOIRES STRUT 41

ÉQUERRE Z STRUT 41X21 - PS 928

	p	Désignation	Code	Masse kg/p
GC	25	ÉQUERRE Z STRUT41x21 GC	**678150**	0.190

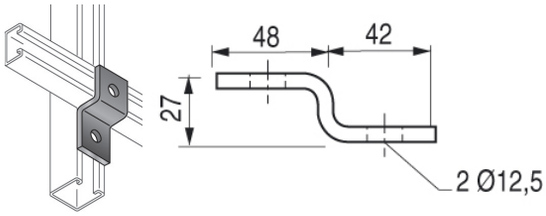

ÉQUERRE Z STRUT 41X41 - PS 611

	p	Désignation	Code	Masse kg/p
GC	25	ÉQUERRE Z STRUT41x41 GC	**678027**	0.230

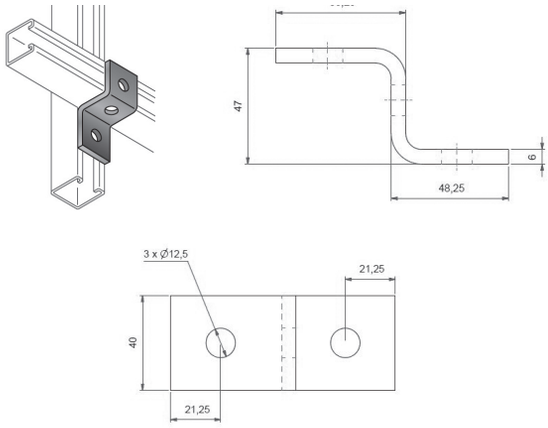

OMEGA STRUT 41X21 - PS 929

	p	Désignation	Code	Masse kg/p
GC	25	OMEGA STRUT41x21 GC	■ **678149**	0.250

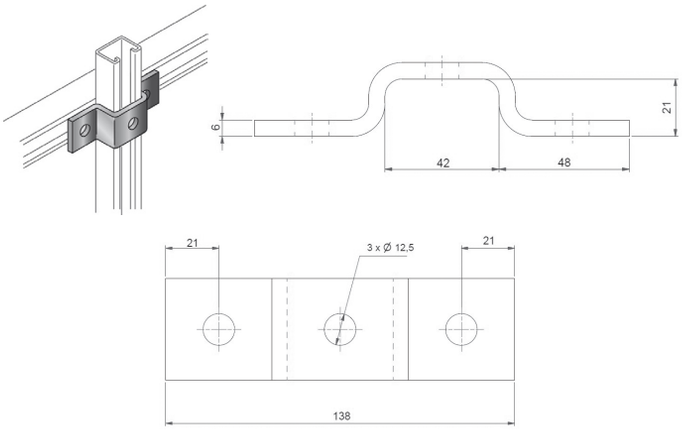

OMEGA STRUT 41X41 - PS 613

	p	Désignation	Code	Masse kg/p
GC	25	OMEGA STRUT41x41 GC	■ **678046**	0.380

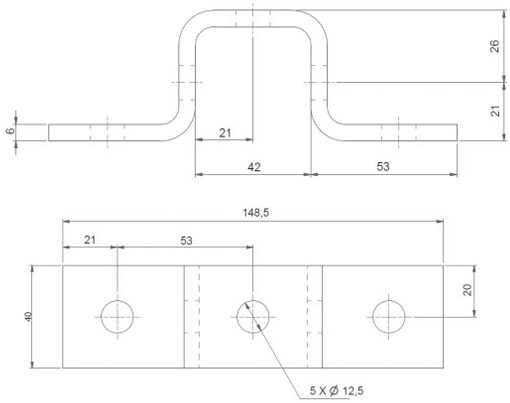

SUPPORTAGE

ACCESSOIRES STRUT 41

OMEGA STRUT DOUBLE 41X41 - PS 721

	p	Désignation	Code	Masse kg/p
GC	10	OMEGA STRUT DBLE 41x41 GC	■ **678048**	0.430

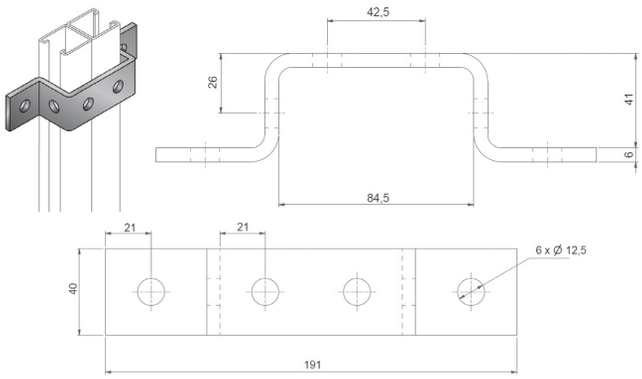

RACCORD 2 DIRECTIONS STRUT 41 - PS 821

	p	Désignation	Code	Masse kg/p
GC	10	RACCORD 2D STRUT41 GC	■ **678061**	0.700

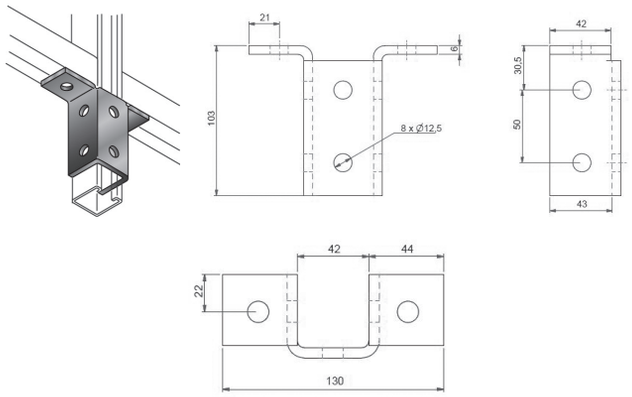

BOUCHONS STRUT 41

	p	Désignation	Code	Masse kg/p
PVC	50	BOUCHON STRUT41x21 PVC	■ **687385**	0.003
	50	BOUCHON STRUT41x41 PVC	■ **687228**	0.008

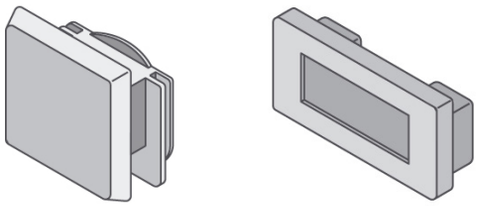

RAILS ET SUPPORTS U.5050

Applications :
Pour charges lourdes nécessitant notamment des montages multidirectionnels

RAIL U.5050

	m	Désignation	Code	Masse kg/ml	H. mm	l. mm
GC	3	U.5050 3M GC	**708338**	2.400	50	50

Longueur standard 3m

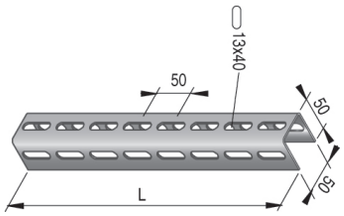

CONSOLES KTA

	p	Désignation	Code	Masse kg/p	H. mm	L mm	daN
GC	20	KTA 100 GC	**701992**	0.200	45	110	250
	20	KTA 150 GC	**701993**	0.250	45	160	250
	20	KTA 200 GC	**705594**	0.300	55	210	250
	20	KTA 300 GC	**701995**	0.600	65	310	250
	20	KTA 400 GC	**701997**	0.800	75	410	250
	10	KTA 500 GC	**701999**	1.200	90	510	250
	10	KTA 600 GC	**702001**	1.350	90	610	250
	1	KTA 700 GC	**702002**	1.800	195	730	350
	1	KTA 800 GC	**702003**	2.000	195	830	350
	1	KTA 900 GC	**702004**	2.300	195	930	350
	1	KTA 1000 GC	**702005**	2.600	195	1030	350

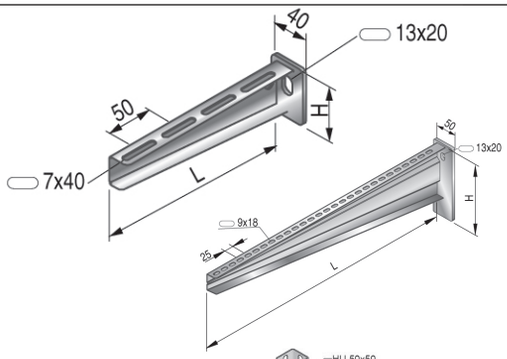

Peut également se monter sur **rail STRUT 41x41**
- Conditionnées avec boulons (2TRCC M6x12 par console)
- Unité de vente minimum : 1 boîte

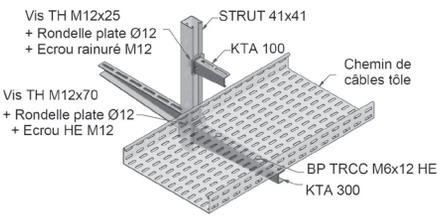

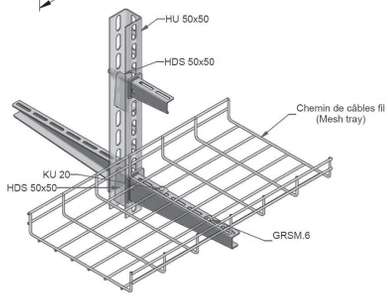

PENDARDS HU.5050

	p	Désignation	Code	Masse kg/p
GC	1	HU.5050 300 GC	**708327**	1.150
	1	HU.5050 500 GC	**708329**	1.600
	1	HU.5050 700 GC	**706286**	2.100
	1	HU.5050 900 GC	**708332**	2.560
	1	HU.5050 1000 GC	**708333**	2.800

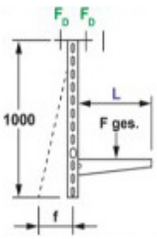

F_D	L = 300 mm	L = 600 mm
DAZ 12X10	F max 2,7 kN	F max 1,65 kN

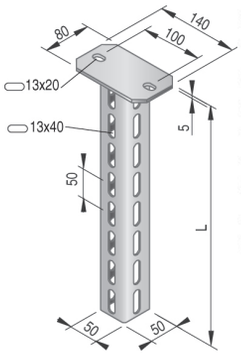

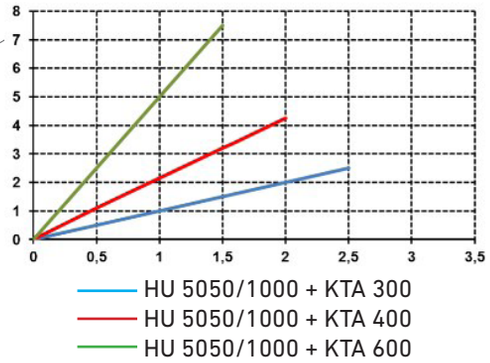

ENTRETOISE HDS.5050

	p	Désignation	Code	Masse kg/p
GC	50	HDS.5050 GC	**931705**	0.075

Boulonnerie incluse

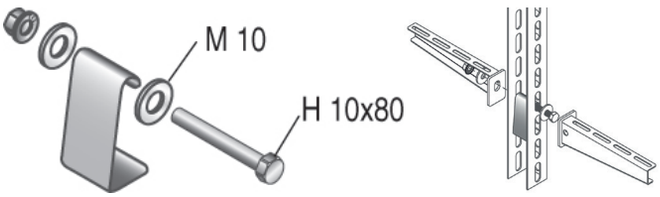

RAILS ET SUPPORTS U.5050

EMBOUT K. 5050

	p	Désignation	Code	Masse Kg/p
PVC	10	K.5050 PVC	**703699**	3.000

PLAQUES ET SEMELLES U.5050

PLAQUE DE TÊTE KU.5050

	p	Désignation	Code	Masse kg/p
GC	1	PDT KU.5050 GC	**702072**	0.810

Boulonnerie incluse *(2 BP TRCC M10x25)*

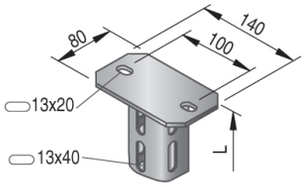

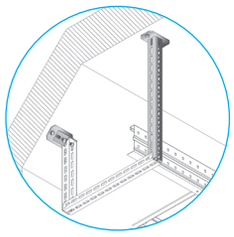

PLAQUE DE TÊTE KUDP.5050

	p	Désignation	Code	Masse kg/p
GC	1	KUDP.5050 GC	**702154**	1.430

Boulonnerie incluse *(2 BP TRCC M10x25)*
Pour fixation sur IPN prévoir **2 crapauds HSK** et **2 boulons losange 56 HK M12**

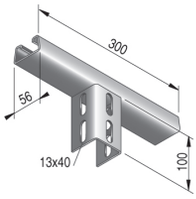

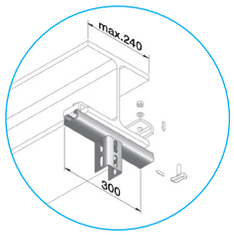

PLAQUE DE TÊTE KUGH.5050

	p	Désignation	Code	Masse kg/p	L mm	Ep. mm
GC	1	PDT KUGH.5050 GC	**702088**	1.810	106	6

Boulonnerie incluse *(Boulon TH M10x80 + HE)*
Plaque de tête horizontale à angle variable

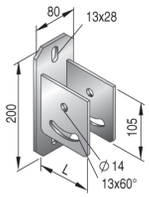

PLAQUE DE TÊTE KUGP.5050

	p	Désignation	Code	Masse kg/p	L mm	Ep. mm
GC	1	PDT KUGP.5050 GC	**702159**	1.970	300	6

Boulonnerie incluse *(Boulon TH M10x80 + HE)*
Pour fixation sur IPN prévoir **2 crapauds HSK** et **2 boulons losange 56 HK M12**

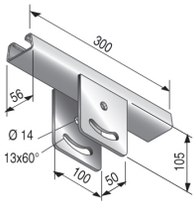

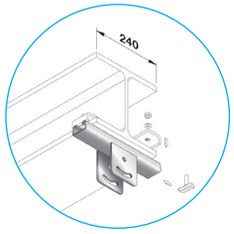

PLAQUE DE TÊTE KUGV.5050

	p	Désignation	Code	Masse kg/p	L mm	Ep. mm
GC	1	PDT KUGV.5050 GC	**702086**	1.810	111	6

Boulonnerie incluse *(Boulon TH M10x80 + HE)*
Plaque de tête verticale à angle variable

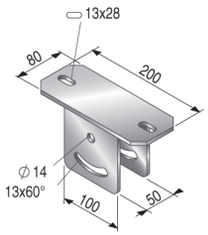

PLAQUES ET SEMELLES U.5050

PLAQUE DE TÊTE DOUBLE KUDK.5050

	p	Désignation	Code	Masse kg/p	L mm	Ep. mm
GC	1	PDT KUDK.5050 GC	**702150**	1.840	107	7

Boulonnerie incluse

Pour fixation sur IPN prévoir **4 crapauds HSK** et **4 boulons losange 40 HK M10**

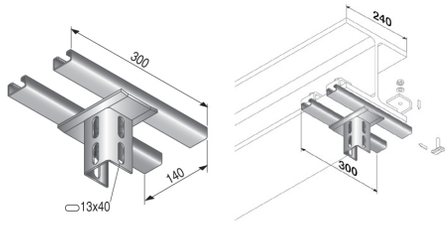

PLAQUE DE TÊTE DOUBLE KUGPK.5050

	p	Désignation	Code	Masse kg/p	L mm	Ep. mm
GC	1	PDT KUGPK.5050 GC	**702161**	2.480	112	7

Boulonnerie incluse *(2 boulons TH 10x80 + HE)*

Pour fixation sur support horizontal incliné, d'une largeur max. 240 mm.
Positionnement : perpendiculaire au support
Pour fixation sur IPN prévoir **4 crapauds HSK** et **4 boulons losange 40 HK M10**

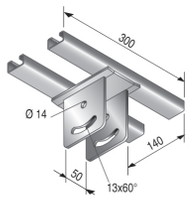

SEMELLE DOUBLE 45° KWAT

		Désignation	Code	Masse Kg/p	L mm	Ep. mm
GC	1	KWAT 300 GC	**708062**	2.600	400	6

Boulonnerie incluse *(1 boulon TH M10x25 +HE)*

Pour fixation de consoles à 45° sur une poutre métallique d'une largeur inférieure ou égale à 300 mm.
Pour la fixation sur IPN prévoir **4 crapauds HSK** et **4 boulons losange 56 HK M10**

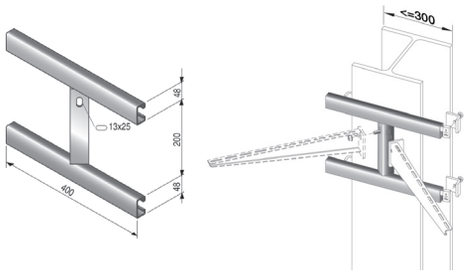

SEMELLE SIMPLE BETON KWAE

	p	Désignation	Code	Masse kg/p	L mm	Ep. mm
GC	1	KWAE 200 GC	**708061**	1.180	300	5

Boulonnerie incluse *(1x TRCC M10x25)*

Pour fixation de consoles à 45° sur constructions béton

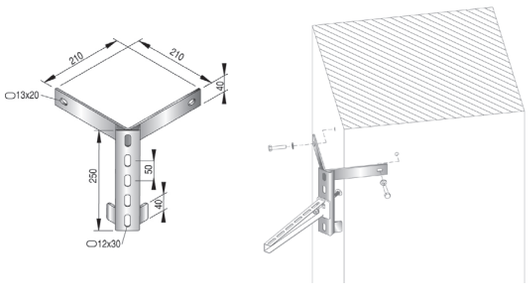

SEMELLE KKAT

	p	Désignation	Code	Masse kg/p	H. mm	L. mm	Ep. mm
GC	10	KKAT.300 GC	**705829**	1.285	198	400	7

Boulonnerie incluse *(1 TRCC M10x25)*

Pour fixation sur IPN prévoir **2 crapauds HSK** et **2 boulons losange 56 HK M10**

Pour la fixation de consoles à 90° sur poutres métalliques, d'une largeur inférieure ou égale à 300 mm.

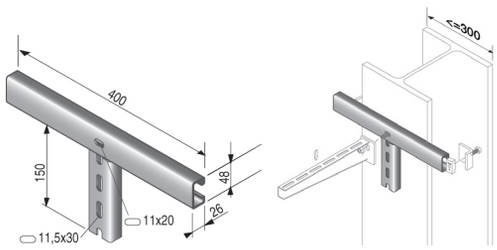

SUPPORTAGE

CRAPAUDS U.5050

CRAPAUDS HSK

	p	Désignation	Code	Masse kg/p	Ep. mm
GC	50	HSK.10 GC	■ **195800**	0.150	7
	50	HSK.15 GC	■ **195909**	0.180	7
	50	HSK.20 GC	■ **196104**	0.200	7
	50	HSK.25 GC	■ **196203**	0.240	7
	50	HSK.30 GC	**196005**	0.300	7
	50	HSK.35 GC	**196302**	0.360	7
	50	HSK.40 GC	**196401**	0.440	7

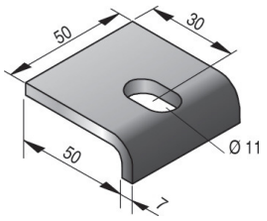

Recommandés pour fortes charges sur charpentes métalliques avec **profils STRUT 41** ou **UPN**.

CRAPAUDS HSKS

	p	Désignation	Code	Masse kg/p	Ep. mm
GC	25	HSKS.10 GC	**196425**	0.210	8
	25	HSKS.15 GC	**196432**	0.250	8
	25	HSKS.20 GC	**196449**	0.270	8
	25	HSKS.25 GC	**196456**	0.330	8
	25	HSKS.30 GC	**196463**	0.410	8
	25	HSKS.35 GC	**196470**	0.490	8
	25	HSKS.40 GC	**196487**	0.600	8

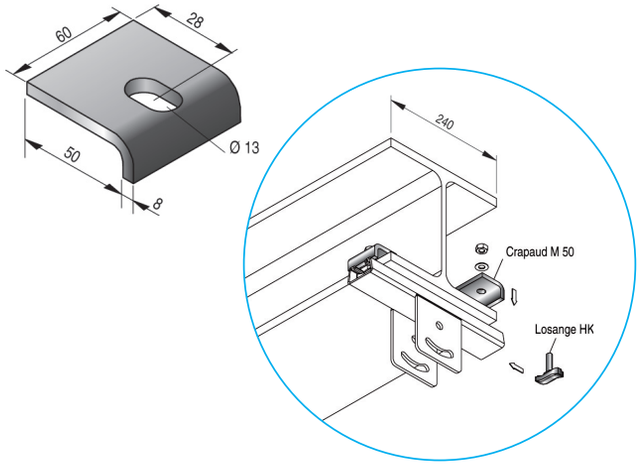

Recommandés pour fortes charges sur charpentes métalliques avec **profils STRUT 41**ou **UPN**.

Prévoir boulonnerie selon tableau ci dessous :

ÉPAISSEUR À SERRER (MM) 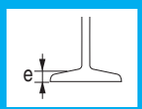	PROFIL OU PRODUIT À FIXER	CODE	CRAPAUDS		BOULONNERIE
5>9 **10>14**	**STRUT 41**	195800 195909	Crapaud HSK.10 Crapaud HSK.15	GC 	Prévoir : boulonnerie M10x30 + écrou H ou losange M10
15>19 **20>24**		196104 196203	Crapaud HSK.20 Crapaud HSK.25		Prévoir : boulonnerie M10x50 + écrou H ou losange M10
25>29 **30>34** **35>39**	**UPN 40** **U.5050*** 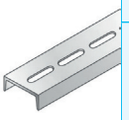	196005 196302 196401	Crapaud HSK.30 Crapaud HSK.35 Crapaud HSK.40		Prévoir : boulonnerie M10x60 + écrou H ou losange M10
5>9 **10>14** **15>19**	**STRUT 41** 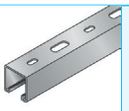	196425 196432 196449	Crapaud HSKS.10 Crapaud HSKS.15 Crapaud HSKS.20		Prévoir : boulonnerie M12x35 + écrou H ou losange M12
20>24 **25>29** **30>34** **35>39**	**UPN 40** **U.5050*** 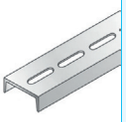	196456 196463 196470 196487	Crapaud HSKS.25 Crapaud HSKS.30 Crapaud HSKS.35 Crapaud HSKS.40		Prévoir : boulonnerie M12x50 + écrou H ou losange M12

**Pour accessoires U.5050 : prévoir boulon losange HK*

CRAPAUDS U.5050

BOULONS LOSANGE 40 HK M10

	p	Désignation	Code	Masse kg/100
GC	50	HK.510/50 GC	**945504**	5.900
	100	HK.510/30 GC	**945511**	4.400
	50	HK.510/80 GC	**945535**	7.700

Pour fixation des plaques de tête **KUDK 5050** et **KUGPK 5050**

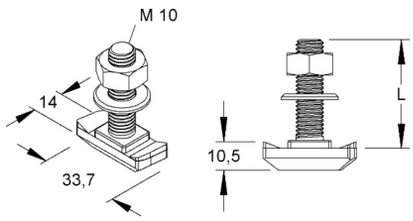

BOULONS LOSANGE 40 HK M12

	p	Désignation	Code	Masse kg/100
GC	100	HK.512/30.GC	**124251**	7.100
	50	HK.512/50.GC	**124350**	8.400
	50	HK.512/80.GC	**945528**	11.500

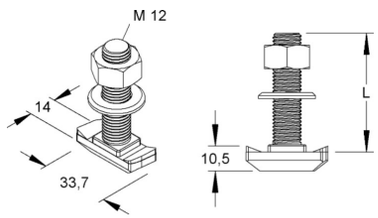

BOULONS LOSANGE 56 HK M10

	p	Désignation	Code	Masse kg/100
GC	100	HK.610/30 GC	**709794**	5.500
	50	HK.610/50 GC	**709747**	6.200
	50	HK.610/80 GC	**945481**	7.600

Pour fixation des semelles **KWAT** et **KKAT**

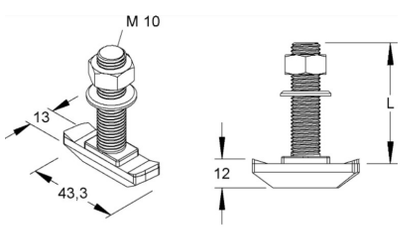

BOULONS LOSANGE 56 HK M12

	p	Désignation	Code	Masse kg/100
GC	100	HK.612/30.GC	**945474**	7.400
	50	HK.612/40.GC	**124954**	7.600
	50	HK.612/50.GC	**945467**	8.300
	50	HK.612/80.GC	**945450**	13.600

Pour fixation des plaques de tête **KUDP 5050** et **KUGP 5050**

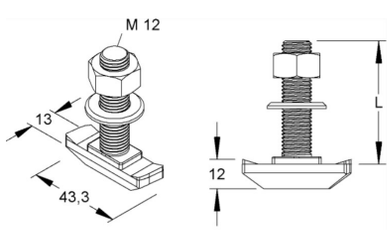

UN 90

Système lourd pour échelles à câbles
Prévoir boulonnerie : TH M12x25 + écrou HE M12 + rondelle L12

MONTANTS UN 90X45

	p	Désignation	Code	Masse kg/p	Ep. mm	H. mm
SZ	1	UN 90x45x3000 SZ	**055103**	10.469	3.00	45

	p	Désignation	Code	Masse kg/p	Ep. mm	H. mm
GC	1	UN 90x45x3.00x3000 GC	**055152**	11.516	3.00	45

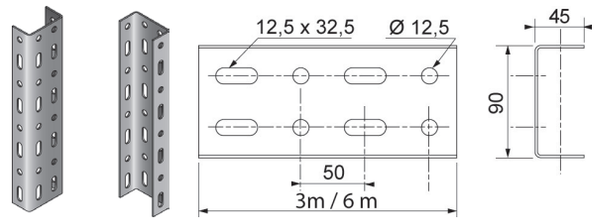

MONTANTS UN 90X35

	p	Désignation	Code	Masse kg/p	Ep. mm	H. mm
GC	1	UN 90x35x3.00x3000 GC	**055052**	11.121	3.00	35

	p	Désignation	Code	Masse kg/p	Ep. mm	H. mm
SZ	1	UN 90x35x3.00x3000 SZ	**055002**	10.110	3.00	35

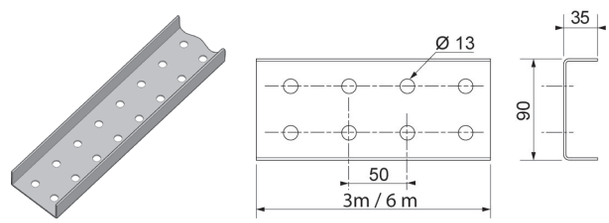

GOUSSET G 50 A

	p	Désignation	Code	Masse kg/p	Ep. mm	L. mm
GC	10	G 50 A GC	**057050**	0.320	5.00	70

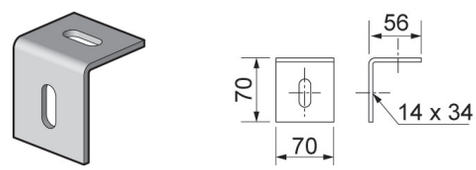

GOUSSET G 50 B

	p	Désignation	Code	Masse kg/p	Ep. mm	L. mm
GC	1	G 50 B GC	**057051**	0.890	5.00	210

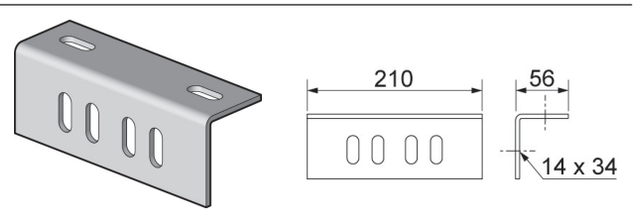

GOUSSET G 50 C

	p	Désignation	Code	Masse kg/p	Ep. mm	L. mm
SZ	1	G 50 C SZ	**057002**	1.450	4.00	214

	p	Désignation	Code	Masse kg/p	Ep. mm	L. mm
GC	1	G 50 C GC	**057052**	1.490	4.00	214

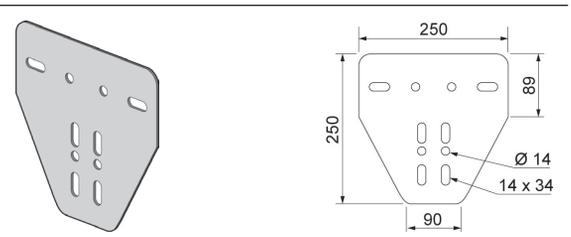

GOUSSET G 50 D

	p	Désignation	Code	Masse kg/p	Ep. mm	L. mm
SZ	1	G 50 D SZ	**057003**	1.450	4.00	214

	p	Désignation	Code	Masse kg/p	Ep. mm	L. mm
GC	1	G 50 D GC	**057053**	1.450	4.00	214

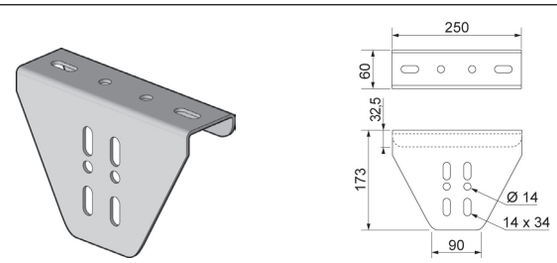

UN 90

PIÈCES D'ACCROCHAGE

	p	Désignation	Code	Masse kg/p	Ep. mm
SZ	1	ECU 100x100x74 SZ	**059001**	0.320	3.00
	1	CORNIERE 47x47x168 SZ	**059002**	0.300	3.00

	p	Désignation	Code	Masse kg/p	Ep. mm
GC	1	ECU 100x100x74 GC	**059051**	0.320	3.00
	1	CORNIERE 47x47x168 GC	**059052**	0.310	3.00

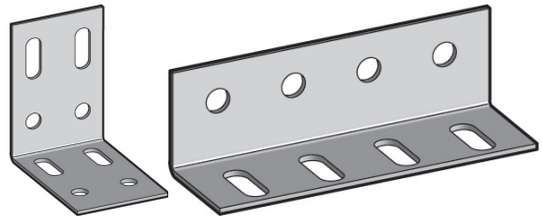

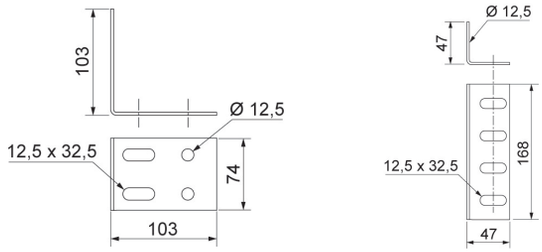

CONSOLES RÉVERSIBLES SÉRIE J

	p	Désignation	Code	Masse kg/p	Ep. mm	H. mm	L mm	L utile mm	daN
SZ	1	J 100 SZ	**056000**	0.170	1.50	70	168	122	100
	1	J 200 SZ	**056002**	0.450	2.00	101	284	218	150
	1	J 300 SZ	**056003**	0.890	3.00	90	360	314	200
	1	J 400 SZ	**056004**	1.250	3.00	110	456	410	200
	1	J 500 SZ	**056005**	1.670	3.00	131	552	506	250
	1	J 600 SZ	**056006**	2.130	3.00	151	648	602	250
	1	J 700 SZ	**056007**	2.410	3.00	146	744	698	200
	1	J 800 SZ	**056008**	2.960	3.00	170	840	794	200

	p	Désignation	Code	Masse kg/p	Ep. mm	H. mm	L mm	L utile mm	daN
GC	1	J 100 GC	**056010**	0.190	1.50	70	168	122	100
	1	J 200 GC	**056012**	0.480	2.00	101	284	218	150
	1	J 300 GC	**056013**	0.930	3.00	90	360	314	200
	1	J 400 GC	**056014**	1.300	3.00	110	456	410	200
	1	J 500 GC	**056015**	1.730	3.00	131	552	506	250
	1	J 600 GC	**056016**	2.210	3.00	151	648	602	250
	1	J 700 GC	**056017**	2.700	3.00	146	744	698	200
	1	J 800 GC	**056018**	3.080	3.00	170	840	794	200

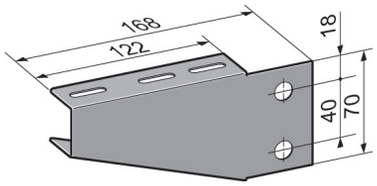

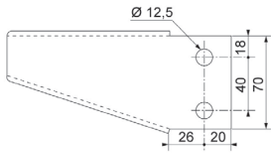

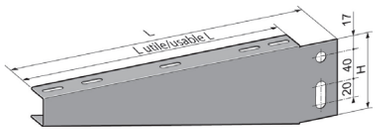

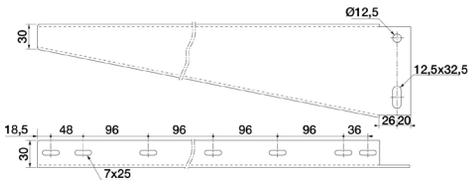

EMBOUT UN 90X45 M2

	p	Désignation	Code	Masse kg/p
PVC	20	EU 90x45 M2	**023976**	0.050

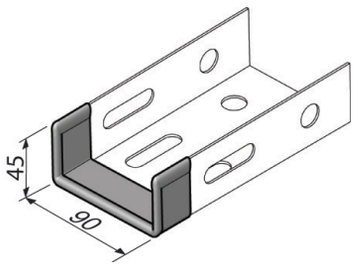

IPN 80

IPN 80 PERFORÉS

	m	Désignation	Code	Masse kg/ml	H. mm	l. mm
GC	3	I 80 3M GC	**701912**	6.000	42	80
	6	I 80 6M GC	**701913**	6.000	42	80

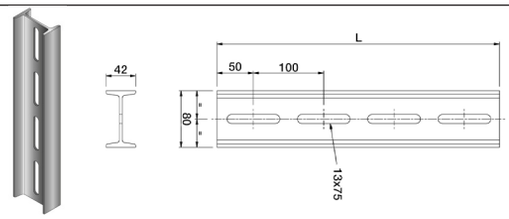

EMBOUT IPN SKI.80

	p	Désignation	Code	Masse kg/p
PE	20	SKI 80 JAUNE PE	**709267**	2.000

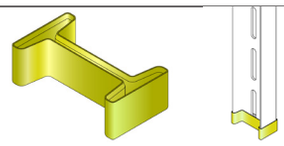

CONSOLES KTT

	p	Désignation	Code	Masse kg/p	daN
GC	20	KTT 100 GC	**701914**	0.250	250
	20	KTT 150 GC	**701915**	0.350	250
	20	KTT 200 GC	**701916**	0.400	250
	20	KTT 300 GC	**701918**	0.600	250
	20	KTT 400 GC	**701920**	0.850	250
	10	KTT 500 GC	**701922**	1.160	250
	10	KTT 600 GC	**701924**	1.360	250

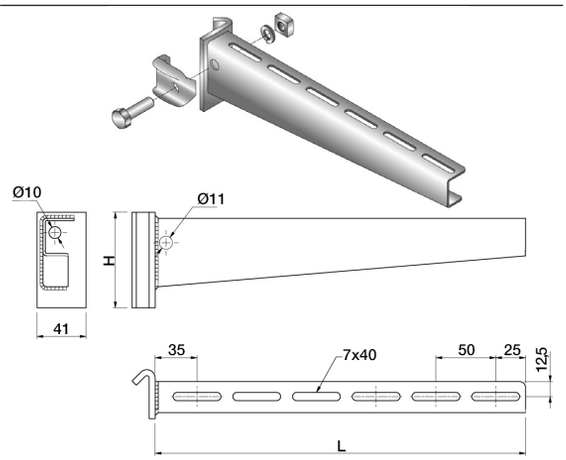

Fournies avec clame assemblée
- Conditionnées avec boulons (2TRCC M6x12 par console)
- Unité de vente minimum : 1 boîte

CONSOLES KTA

	p	Désignation	Code	Masse kg/p	H. mm	L mm	daN
GC	20	KTA 100 GC	**701992**	0.200	45	110	250
	20	KTA 150 GC	**701993**	0.250	45	160	250
	20	KTA 200 GC	**705594**	0.300	55	210	250
	20	KTA 300 GC	**701995**	0.600	65	310	250
	20	KTA 400 GC	**701997**	0.800	75	410	250
	10	KTA 500 GC	**701999**	1.200	90	510	250
	10	KTA 600 GC	**702001**	1.350	90	610	250
	1	KTA 700 GC	**702002**	1.800	195	730	350
	1	KTA 800 GC	**702003**	2.000	195	830	350
	1	KTA 900 GC	**702004**	2.300	195	930	350
	1	KTA 1000 GC	**702005**	2.600	195	1030	350

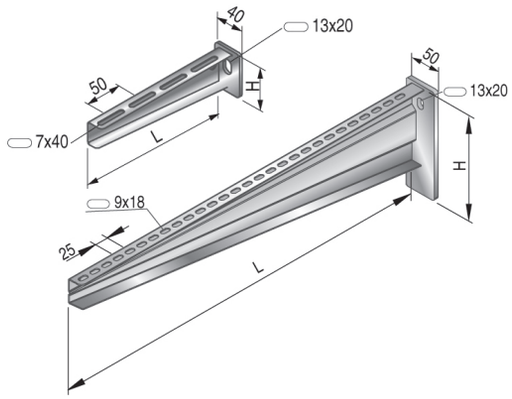

Peut également se monter sur **rail STRUT 41x41**
- Conditionnées avec boulons (2TRCC M6x12 par console)
- Unité de vente minimum : 1 boîte

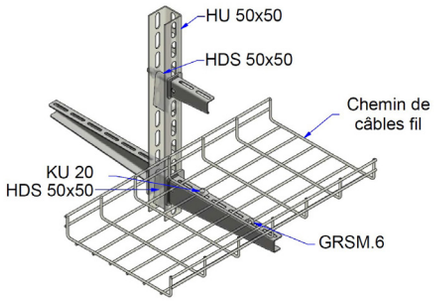

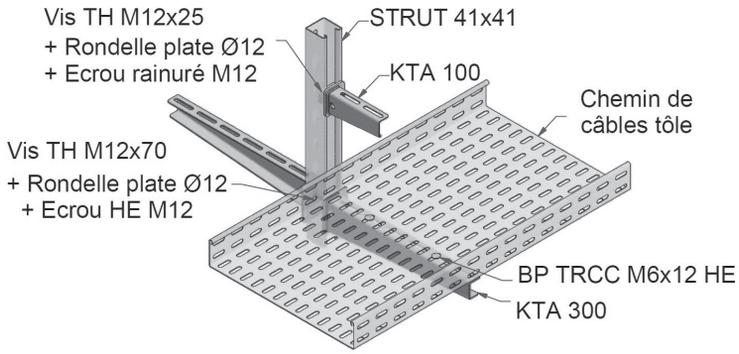

IPN 80

PENDARDS HI.80

	p	Désignation	Code	Masse kg/p
GC	1	HI 80x500 GC	**701883**	3.600
	1	HI 80x800 GC	**701886**	5.400
	1	HI 80x1000 GC	**701888**	6.600
	1	HI 80x1300 GC	**701891**	8.400
	1	HI 80x1500 GC	**701893**	9.600
	1	HI 80x2000 GC	**701898**	12.600

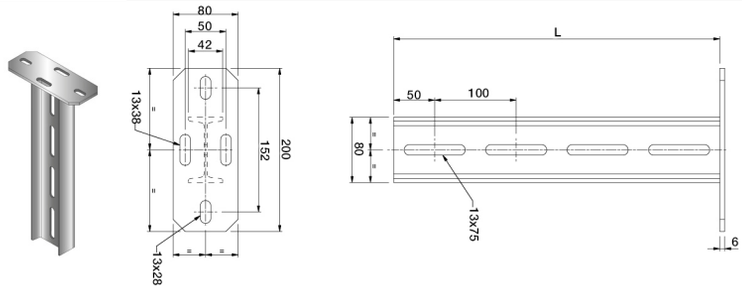

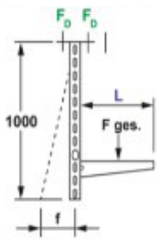

F_D	L = 300 mm	L = 600 mm
DAZ 12X10	F max 4,1 kN	F max 2,75 kN

ÉCLISSE IPN VBI.80

	p	Désignation	Code	Masse kg/p
GC	840	VBI 80 GC	**702202**	1.520

Livrée avec 4 boulons poêliers M10x25 GC

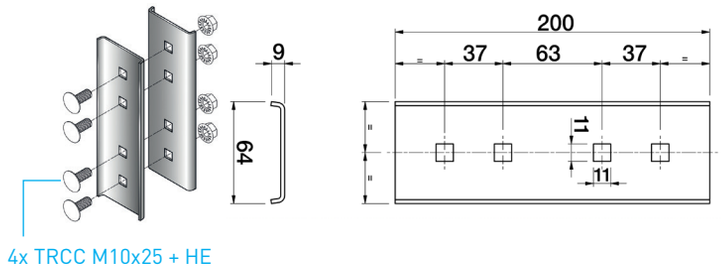

PLAQUE DE TÊTE KI.80

	p	Désignation	Code	Masse kg/p	L. mm
GC	1	PDT KI 80 GC	**702104**	1.500	200

Livrée avec 2 boulons TRCC M10x25 GM

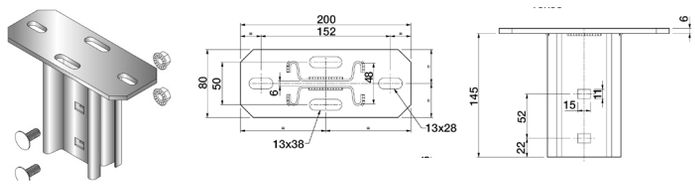

PLAQUE DE TÊTE ORIENTABLE KIGV 80

	p	Désignation	Code	Masse kg/p	H. mm	L. mm
GC	1	PDTO KIGV 80 GC	**702113**	1.560	120	200

Livrée avec 2 éclisses et 4 boulons TRCC 10x25 GC

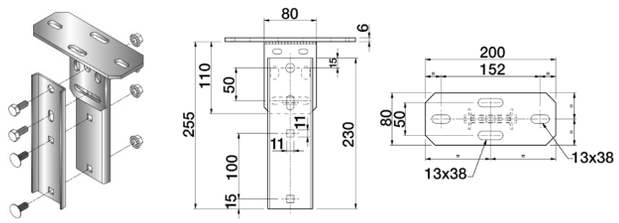

PIÈCE D'ASSEMBLAGE VBIQ 80

	p	Désignation	Code	Masse kg/p
GC	5	VBIQ 80/140 GC	**709788**	0.960

Fournie avec 4 TH M12x30 + HE

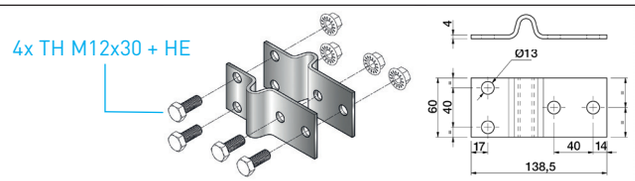

SUPPORTAGE

IPN 80

FIXATION MURALE WWI 80

	p	Désignation	Code	Masse kg/p
GC	50	WWI 80 GC	**702106**	26.700

Fournie avec 1 TRCC 12x30 GC

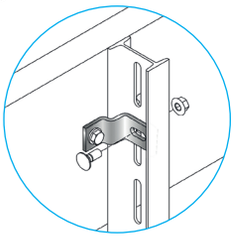

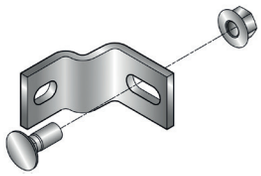

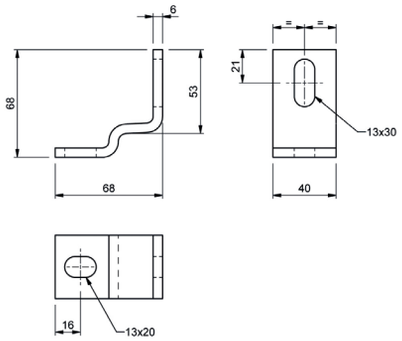

CRAPAUDS ET FIXATIONS IPN

ÉTRIER GRKH

	p	Désignation	Code	Masse Kg/p	L mm	L utile mm
GC	10	GRKH 153 GC	**709856**	0.380	153	101
	10	GRKH 187 GC	**709857**	0.430	187	135

Pour fixation horizontale des chemins de câbles TÔLE ou FIL sur IPN

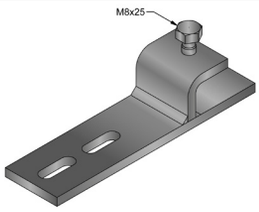

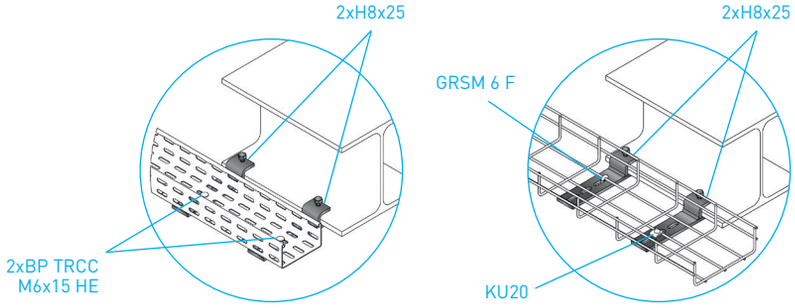

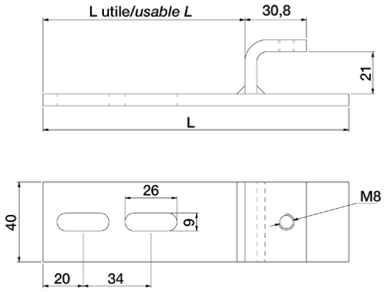

ÉTRIER GRKV

	p	Désignation	Code	Masse Kg/p	L mm	L utile mm
GC	10	GRKV 132 GC	**709858**	0.390	132	99
	10	GRKV 166 GC	**709859**	0.450	166	133

Pour fixation verticale des chemins de câbles TÔLE ou FIL sur IPN

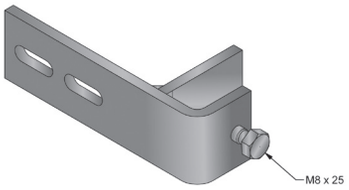

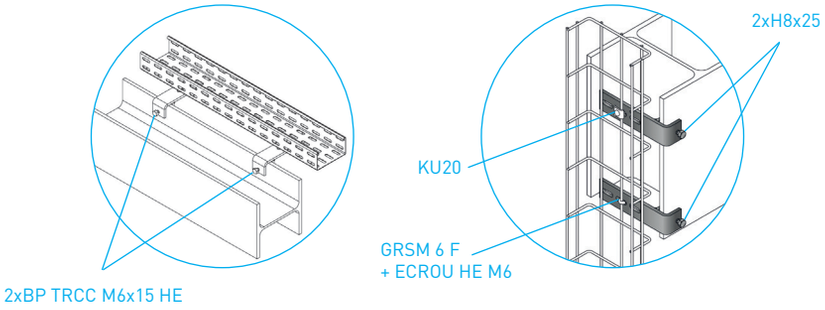

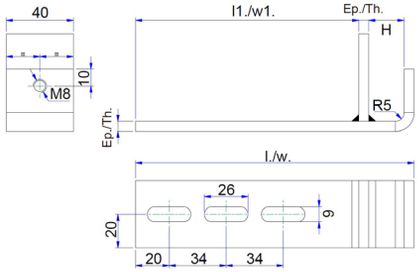

CRAPAUDS ET FIXATIONS IPN

PINCES À POUTRELLE

	p	Désignation	Code	Masse kg/p	H. mm	ø mm
EZ	25	PINCE A POUTRELLE PP 8 EZ	■ **678302**	0.080	18	9
	25	PINCE A POUTRELLE PP10 EZ	■ **678233**	0.143	20	11
	25	PINCE A POUTRELLE PP12 EZ	■ **678377**	0.210	26	13

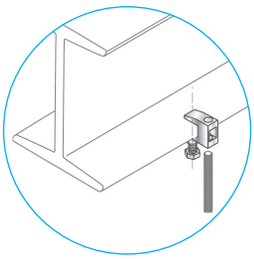

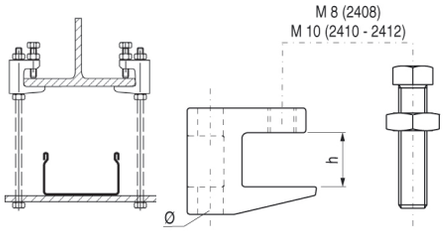

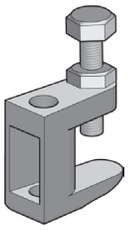

1. Serrer manuellement +1/2 tour de clef
2. Serrer manuellement +1/8 tour de clef

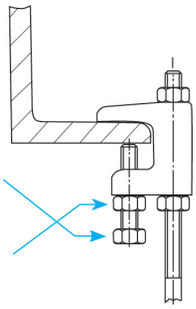

PINCES ÉTRIER STRUT 41

	p	Désignation	Code	Masse kg/p	H. mm
GC	25	PINCE ÉTRIER STRUT41x21 GC	■ **678229**	0.340	70
	25	PINCE ÉTRIER STRUT41x41 GC	■ **678084**	0.350	100
	25	PINCE ÉTRIER STRUT41x82 GC	■ **678083**	0.360	140

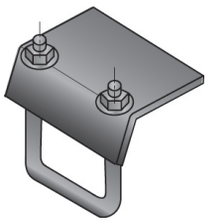

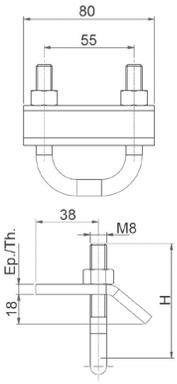

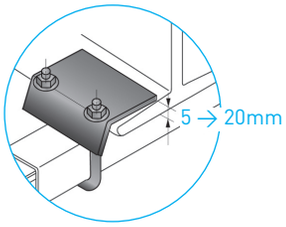

- Plage de serrage de 5 à 20 mm
- Livrée avec boulonnerie

Pince 41x21 : Ø8
Pinces 41x41 et 41x82 : Ø10

PINCE DE SERRAGE

	p	Désignation	Code	Masse kg/p
GC	25	**PINCE DE SERRAGE 5-20 GC**	■ **678240**	0.180

- Livrée sans boulons
- Épaisseur de serrage de 5 à 20 mm
- Fixations à prévoir :
- Vis TH M12x50 + écrou cranté HE M12

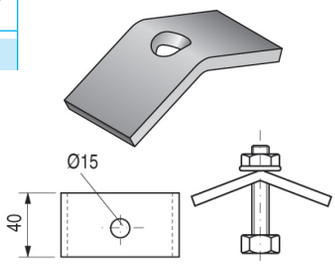

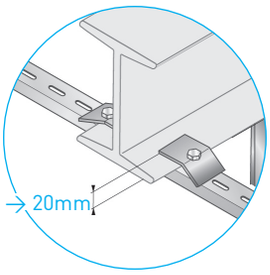

Boulonnerie à prévoir :
- TH 12x50 + HU M12 + rondelle AZ 12
- TH 10x50 + HU M10 + rondelle AZ 10

SACHETS DE 10 CRAPAUDS STRUT 41

	u	Désignation	Code	Masse kg/u
GC	5	CRAPAUDS STRUT41 H10 GC (10P)	■ **205042**	1.867
	5	CRAPAUDS STRUT 41 H20 GC	■ **205043**	2.088

Fournis avec :
- Tige Ø10x50 ou Ø10x70
- Ecrou losange M10
- Ecrou cranté M10

Plage de serrage h = +/- 5mm



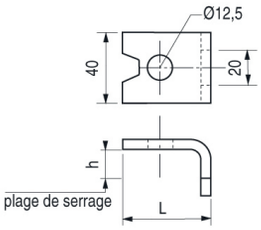

À prévoir :
écrou losange M12
+ H 12x50

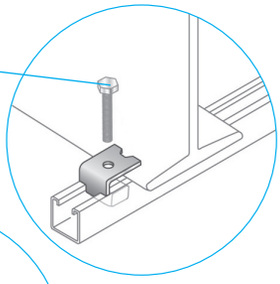

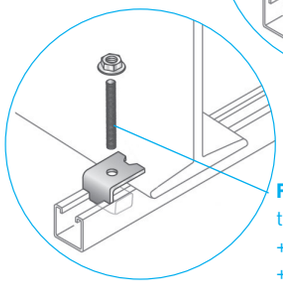

Fourni :
tige Ø10x50 ou 70
+ écrou losange M10
+ écrou cranté HE M10

SUPPORTAGE

CRAPAUDS ET FIXATIONS IPN

CRAPAUDS STRUT 41

	p	Désignation	Code	Masse kg/p	Ep. mm	H. mm	L. mm
GC	25	CRAPAUD STRUT41 H5-15 GC	■ **678082**	0.110	6.00	10	60
	25	CRAPAUD STRUT41 H15-25 GC	■ **678378**	0.150	6.00	20	60
	25	CRAPAUD STRUT41 H25-35 GC	■ **678238**	0.178	6.00	40	70

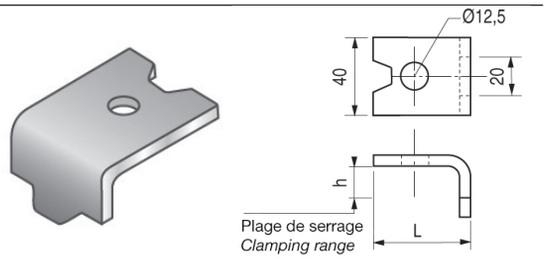

Plage de serrage h = +/- 5mm

Prévoir : écrou losange à ressort M12 + vis H12x50

Épaisseur 6 mm

CRAPAUDS HSK

	p	Désignation	Code	Masse kg/p	Ep. mm
GC	50	HSK.10 GC	■ **195800**	0.150	7
	50	HSK.15 GC	■ **195909**	0.180	7
	50	HSK.20 GC	■ **196104**	0.200	7
	50	HSK.25 GC	■ **196203**	0.240	7
	50	HSK.30 GC	**196005**	0.300	7
	50	HSK.35 GC	**196302**	0.360	7
	50	HSK.40 GC	**196401**	0.440	7

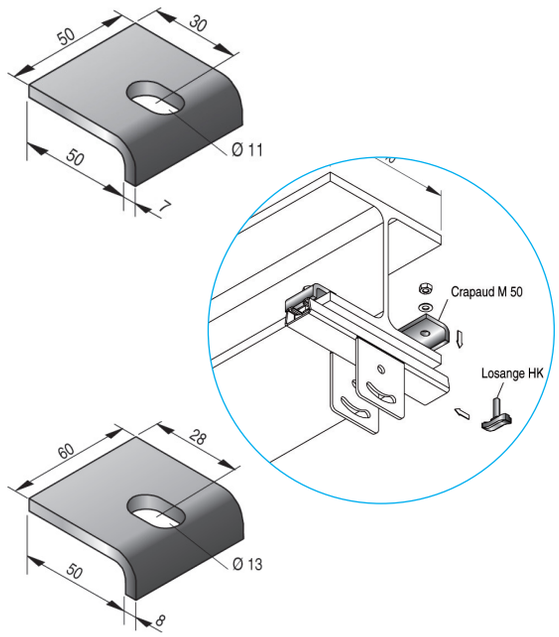

Recommandés pour fortes charges sur charpentes métalliques avec **profils STRUT 41** ou **UPN**.

CRAPAUDS HSKS

	p	Désignation	Code	Masse kg/p	Ep. mm
GC	25	HSKS.10 GC	**196425**	0.210	8
	25	HSKS.15 GC	**196432**	0.250	8
	25	HSKS.20 GC	**196449**	0.270	8
	25	HSKS.25 GC	**196456**	0.330	8
	25	HSKS.30 GC	**196463**	0.410	8
	25	HSKS.35 GC	**196470**	0.490	8
	25	HSKS.40 GC	**196487**	0.600	8

Recommandés pour fortes charges sur charpentes métalliques avec profils **STRUT 41** ou **UPN.**

Prévoir boulonnerie selon tableau ci dessous :

ÉPAISSEUR À SERRER (MM) e	PROFIL OU PRODUIT À FIXER	CODE	CRAPAUDS		BOULONNERIE
5>9 **10>14**	**STRUT 41**	195800 195909	Crapaud HSK.10 Crapaud HSK.15	GC	Prévoir : boulonnerie M10x30 + écrou H ou losange M10
15>19 **20>24**		196104 196203	Crapaud HSK.20 Crapaud HSK.25		Prévoir : boulonnerie M10x50 + écrou H ou losange M10
25>29 **30>34** **35>39**	**UPN 40** **U.5050***	196005 196302 196401	Crapaud HSK.30 Crapaud HSK.35 Crapaud HSK.40		Prévoir : boulonnerie M10x60 + écrou H ou losange M10
5>9 **10>14** **15>19**	**STRUT 41**	196425 196432 196449	Crapaud HSKS.10 Crapaud HSKS.15 Crapaud HSKS.20		Prévoir : boulonnerie M12x35 + écrou H ou losange M12
20>24 **25>29** **30>34** **35>39**	**UPN 40** **U.5050***	196456 196463 196470 196487	Crapaud HSKS.25 Crapaud HSKS.30 Crapaud HSKS.35 Crapaud HSKS.40		Prévoir : boulonnerie M12x50 + écrou H ou losange M12

**Pour accessoires U.5050 : prévoir boulon losange HK*

CRAPAUDS ET FIXATIONS IPN

CLAMES SL

	p	Désignation	Code	Masse kg/p
SZ	100	CLAME SL SZ	■ **578995**	0.041

	p	Désignation	Code	Masse kg/p
GC	100	CLAME SL GC	■ **579995**	0.041

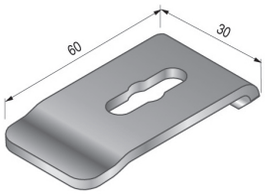

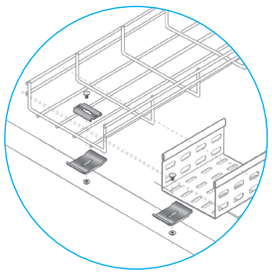

BRIDE SU 35

	p	Désignation	Code	Masse kg/p	Ep. mm
GC	10	BRIDE SU 35 45 GC	■ **012277**	1.335	5.00

Pour IPE et IPN de dimensions comprises entre 80 et 300 mm
Livrée avec boulons et accessoires
Compatible **consoles SU 35 et pendard SU 45**

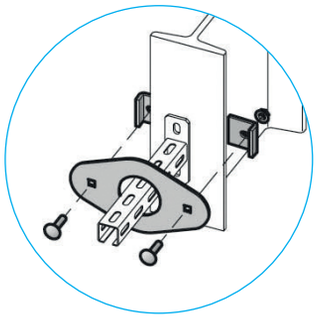

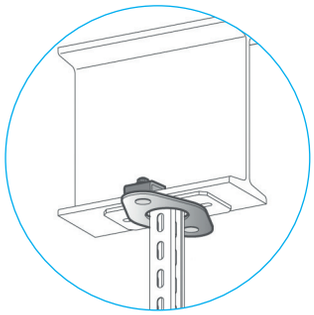

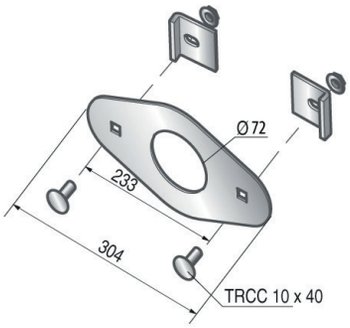

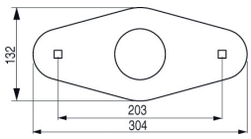

PINCE IPN

	p	Désignation	Code	Masse kg/p	Ep. mm
GC	25	PINCE IPN H20+VIS GC	■ **678086**	0.177	6

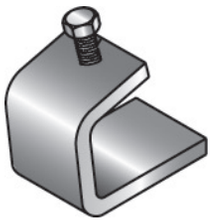

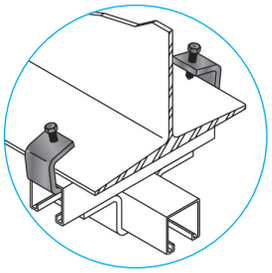

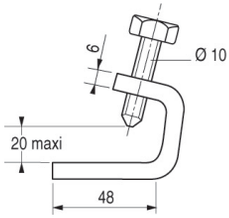

UPN PERFORÉS

Applications pour supports lourds mécano soudés à dimension

UPN PERFORÉS 30

	m	Désignation	Code	Masse kg/ml	Ep. mm
LAC	3	UPN 15x30x15 3M LAC	■ **641006**	1.490	4.00
	6	UPN 15x30x15 6M LAC	**641001**	1.490	4.00

	m	Désignation	Code	Masse kg/ml	Ep. mm
GC	3	UPN 15x30x15 3M GC	■ **642006**	1.638	4.00
	6	UPN 15x30x15 6M GC	**642001**	1.638	4.00

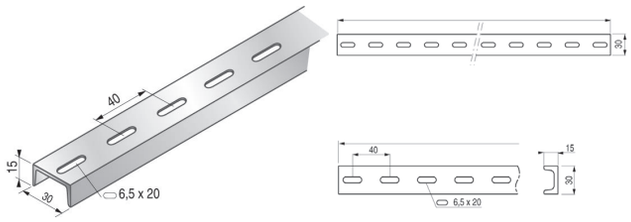

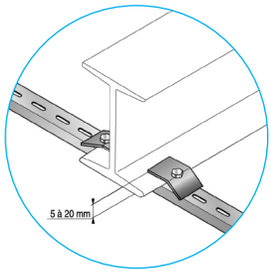

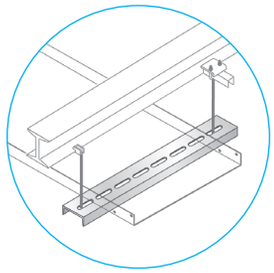

UPN PERFORÉS 40

	m	Désignation	Code	Masse kg/ml	Ep. mm
LAC	3	UPN 20x40x20 3M LAC	■ **641003**	2.420	5.00
	6	UPN 20x40x20 6M LAC	**641002**	2.420	5.00

	m	Désignation	Code	Masse kg/ml	Ep. mm
GC	3	UPN 20x40x20 3M GC	■ **642003**	2.660	5.00
	6	UPN 20x40x20 6M GC	**642002**	2.660	5.00

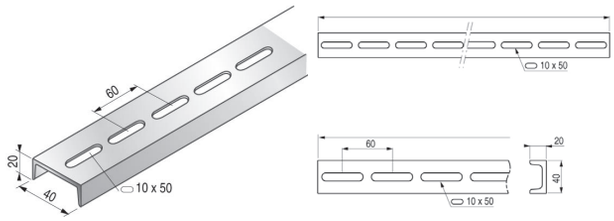

UPN PERFORÉS 60

	m	Désignation	Code	Masse kg/ml	Ep. mm
LAC	3	UPN 30x60x30 3M LAC	**641007**	4.220	6.00
	6	UPN 30x60x30 6M LAC	**641004**	4.220	6.00

	m	Désignation	Code	Masse kg/ml	Ep. mm
GC	3	UPN 30x60x30 3M GC	■ **642007**	4.647	6.00
	6	UPN 30x60x30 6M GC	**642004**	4.647	6.00

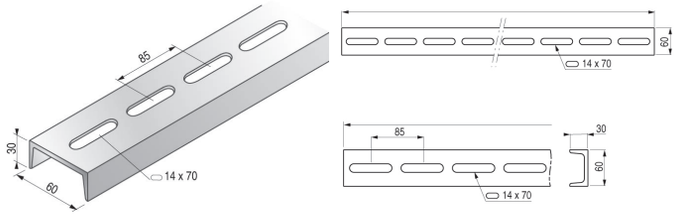

UPN PERFORÉS 80

	m	Désignation	Code	Masse kg/ml	Ep. mm
LAC	3	UPN 45x80x45 3M LAC	**641008**	6.870	6.00
	6	UPN 45x80x45 6M LAC	**641005**	6.870	6.00
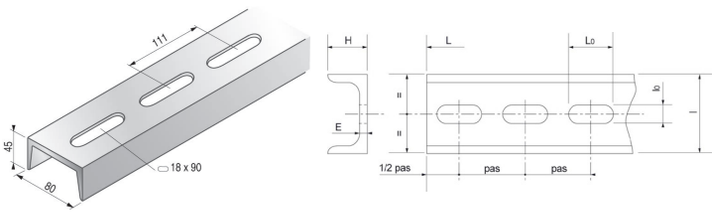
	m	Désignation	Code	Masse kg/ml	Ep. mm
GC	3	UPN 45x80x45 3M GC	■ **642008**	7.557	6.00
	6	UPN 45x80x45 6M GC	**642005**	7.557	6.00